

Impact Sockets, Bit Sockets, Accessories & Air Wrench

6PT Flank Impact Sockets

CR-MO DIN 3121



| METRIC | | Black Phosphate Finished | | | | |
|--------------------|----------|--------------------------|-------|----|-----|--|
| DRIVE | ITEM NO. | SIZE(mm) | L(mm) | | | |
| 3/8" 9.5mm sq. | KABA1207 | 7 | 30 | 15 | 270 | |
| | KABA1208 | 8 | 30 | 15 | 270 | |
| | KABA1209 | 9 | 30 | 15 | 270 | |
| | KABA1210 | 10 | 30 | 15 | 270 | |
| | KABA1211 | 11 | 30 | 10 | 180 | |
| | KABA1212 | 12 | 30 | 10 | 180 | |
| | KABA1213 | 13 | 30 | 10 | 180 | |
| | KABA1214 | 14 | 30 | 10 | 160 | |
| | KABA1215 | 15 | 30 | 10 | 160 | |
| | KABA1216 | 16 | 30 | 10 | 160 | |
| | KABA1217 | 17 | 30 | 10 | 160 | |
| | KABA1218 | 18 | 30 | 10 | 160 | |
| 1/2" 12.7mm sq. | KABA1608 | 8 | 38 | 25 | 150 | |
| | KABA1609 | 9 | 38 | 25 | 150 | |
| | KABA1610 | 10 | 38 | 25 | 150 | |
| | KABA1611 | 11 | 38 | 25 | 150 | |
| | KABA1612 | 12 | 38 | 25 | 150 | |
| | KABA1613 | 13 | 38 | 25 | 150 | |
| | KABA1614 | 14 | 38 | 25 | 150 | |
| | KABA1615 | 15 | 38 | 25 | 100 | |
| | KABA1616 | 16 | 38 | 20 | 80 | |
| | KABA1617 | 17 | 40 | 20 | 80 | |
| | KABA1618 | 18 | 40 | 15 | 60 | |
| | KABA1619 | 19 | 40 | 15 | 60 | |
| KABA1620 | 20 | 40 | 15 | 60 | | |
| KABA1621 | 21 | 40 | 15 | 60 | | |
| KABA1622 | 22 | 40 | 15 | 60 | | |
| KABA1623 | 23 | 42 | 15 | 60 | | |
| KABA1624 | 24 | 42 | 10 | 60 | | |
| KABA1625 | 25 | 42 | 10 | 60 | | |
| KABA1626 | 26 | 42 | 10 | 60 | | |
| KABA1627 | 27 | 42 | 10 | 60 | | |

| DRIVE | ITEM NO. | SIZE(mm) | L(mm) | | |
|--------------------|----------|----------|-------|----|----|
| 1/2" 12.7mm sq. | KABA1628 | 28 | 45 | 10 | 60 |
| | KABA1629 | 29 | 45 | 10 | 60 |
| | KABA1630 | 30 | 46 | 10 | 80 |
| | KABA1632 | 32 | 46 | 5 | 40 |
| | KABA2417 | 17 | 50 | 5 | 40 |
| | KABA2419 | 19 | 50 | 5 | 40 |
| | KABA2421 | 21 | 50 | 5 | 40 |
| | KABA2422 | 22 | 50 | 5 | 40 |
| | KABA2423 | 23 | 50 | 5 | 40 |
| | KABA2424 | 24 | 50 | 5 | 40 |
| | KABA2426 | 26 | 50 | 5 | 40 |
| | KABA2427 | 27 | 50 | 5 | 40 |
| KABA2428 | 28 | 50 | 5 | 40 | |
| KABA2429 | 29 | 53 | 5 | 40 | |
| KABA2430 | 30 | 53 | 5 | 40 | |
| KABA2432 | 32 | 53 | 5 | 40 | |
| KABA2433 | 33 | 55 | 5 | 40 | |
| KABA2434 | 34 | 55 | 5 | 40 | |
| KABA2435 | 35 | 55 | 5 | 40 | |
| KABA2436 | 36 | 55 | 5 | 40 | |
| KABA2438 | 38 | 57 | 2 | 16 | |
| KABA2441 | 41 | 57 | 2 | 16 | |
| KABA2446 | 46 | 62 | 2 | 16 | |
| KABA3219 | 19 | 57 | 2 | 16 | |
| KABA3221 | 21 | 57 | 2 | 16 | |
| KABA3222 | 22 | 57 | 2 | 16 | |
| KABA3223 | 23 | 57 | 2 | 16 | |
| KABA3224 | 24 | 57 | 2 | 16 | |
| KABA3225 | 25 | 57 | 2 | 16 | |
| KABA3226 | 26 | 57 | 2 | 16 | |
| KABA3227 | 27 | 57 | 2 | 16 | |
| KABA3228 | 28 | 57 | 2 | 16 | |
| KABA3229 | 29 | 57 | 2 | 16 | |
| KABA3230 | 30 | 62 | 2 | 16 | |
| KABA3232 | 32 | 62 | 2 | 16 | |
| KABA3233 | 33 | 62 | 2 | 16 | |
| KABA3234 | 34 | 62 | 2 | 16 | |
| KABA3235 | 35 | 62 | 2 | 16 | |
| KABA3236 | 36 | 62 | 2 | 16 | |
| KABA3238 | 38 | 66 | 2 | 16 | |
| KABA3241 | 41 | 66 | 2 | 16 | |
| KABA3242 | 42 | 66 | 2 | 16 | |
| KABA3246 | 46 | 70 | 2 | 16 | |
| KABA3250 | 50 | 70 | 2 | 16 | |
| KABA3252 | 52 | 75 | 2 | 8 | |
| KABA3255 | 55 | 82 | 2 | 8 | |
| KABA3258 | 58 | 82 | 2 | 8 | |
| KABA3260 | 60 | 85 | 2 | 8 | |
| KABA3263 | 63 | 85 | 2 | 8 | |
| KABA3265 | 65 | 85 | 2 | 8 | |
| KABA3270 | 70 | 90 | 2 | 8 | |
| KABA3275 | 75 | 90 | 2 | 8 | |
| KABA3280 | 80 | 90 | 1 | 4 | |
| KABA3285 | 85 | 108 | 1 | 4 | |
| KABA3290 | 90 | 108 | 1 | 4 | |
| KABA3295 | 95 | 108 | 1 | 4 | |

8PCS 3/8" DR. 6PT Impact Socket Rail Set



Black Phosphate Finished

| ITEM NO. | CONTENTS |
|----------|---|
| GDAG0801 | 8 KABA1208-1219 8, 10, 11, 12, 13, 14, 17, 19 mm |

12PCS 3/8" DR. 6PT Impact Socket Rail Set



Black Phosphate Finished

| ITEM NO. | CONTENTS |
|----------|---|
| GDAG1201 | 12 KABA1208-1219 8, 9, 10, 11, 12, 13, 14, 15, 16, 17, 18, 19 mm |

6PT Flank Impact Sockets

CR-MO DIN 3121



| SAE | | Black Phosphate Finished | | | | |
|--------------------|----------|--------------------------|-------|-----|-----|--|
| DRIVE | ITEM NO. | SIZE(inch) | L(mm) | | | |
| 1/2" 12.7mm sq. | KBBA1610 | 5/16 | 38 | 25 | 250 | |
| | KBBA1612 | 3/8 | 38 | 25 | 250 | |
| | KBBA1614 | 7/16 | 38 | 25 | 250 | |
| | KBBA1616 | 1/2 | 38 | 25 | 250 | |
| | KBBA1618 | 9/16 | 38 | 25 | 250 | |
| | KBBA1620 | 5/8 | 38 | 20 | 160 | |
| | KBBA1622 | 11/16 | 38 | 20 | 160 | |
| | KBBA1624 | 3/4 | 38 | 15 | 120 | |
| | KBBA1626 | 13/16 | 38 | 15 | 120 | |
| | KBBA1628 | 7/8 | 38 | 15 | 120 | |
| | KBBA1630 | 15/16 | 38 | 10 | 100 | |
| | KBBA1632 | 1 | 38 | 10 | 100 | |
| KBBA1634 | 1-1/16 | 40 | 10 | 100 | | |
| KBBA1636 | 1-1/8 | 40 | 10 | 100 | | |
| KBBA1638 | 1-3/16 | 40 | 10 | 80 | | |
| KBBA1640 | 1-1/4 | 40 | 5 | 40 | | |

6PT Flank Deep Impact Sockets

CR-MO DIN 3121



| METRIC | | Black Phosphate Finished | | | | |
|--------------------|----------|--------------------------|-------|----|-----|--|
| DRIVE | ITEM NO. | SIZE(mm) | L(mm) | | | |
| 3/8" 9.5mm sq. | KABE1208 | 8 | 65 | 10 | 160 | |
| | KABE1209 | 9 | 65 | 10 | 160 | |
| | KABE1210 | 10 | 65 | 10 | 160 | |
| | KABE1211 | 11 | 65 | 10 | 160 | |
| | KABE1212 | 12 | 65 | 10 | 160 | |
| | KABE1213 | 13 | 65 | 10 | 160 | |
| | KABE1214 | 14 | 65 | 10 | 160 | |
| | KABE1215 | 15 | 65 | 10 | 100 | |
| | KABE1216 | 16 | 65 | 10 | 100 | |
| | KABE1217 | 17 | 65 | 10 | 100 | |
| | KABE1218 | 18 | 65 | 10 | 100 | |
| | KABE1219 | 19 | 65 | 10 | 100 | |
| 1/2" 12.7mm sq. | KABE1220 | 20 | 65 | 5 | 50 | |
| | KABE1221 | 21 | 65 | 5 | 50 | |
| | KABE1222 | 22 | 65 | 5 | 50 | |
| | KABE1608 | 8 | 78 | 10 | 80 | |
| | KABE1609 | 9 | 78 | 10 | 80 | |
| | KABE1610 | 10 | 78 | 10 | 80 | |
| | KABE1611 | 11 | 78 | 10 | 80 | |
| | KABE1612 | 12 | 78 | 10 | 80 | |
| | KABE1613 | 13 | 78 | 10 | 80 | |
| | KABE1614 | 14 | 78 | 10 | 80 | |
| | KABE1615 | 15 | 78 | 10 | 80 | |
| | KABE1616 | 16 | 78 | 10 | 80 | |
| KABE1617 | 17 | 78 | 10 | 40 | | |
| KABE1618 | 18 | 78 | 10 | 40 | | |
| KABE1619 | 19 | 78 | 10 | 40 | | |
| KABE1620 | 20 | 78 | 10 | 40 | | |

| DRIVE | ITEM NO. | SIZE(mm) | L(mm) | | |
|--------------------|--------------------|----------|-------|----|----|
| 1/2" 12.7mm sq. | KABE1621 | 21 | 78 | 10 | 40 |
| | KABE1622 | 22 | 78 | 10 | 40 |
| | KABE1623 | 23 | 78 | 10 | 40 |
| | KABE1624 | 24 | 78 | 10 | 40 |
| | KABE1625 | 25 | 78 | 10 | 40 |
| | KABE1626 | 26 | 78 | 10 | 40 |
| | KABE1627 | 27 | 78 | 8 | 32 |
| | KABE1628 | 28 | 78 | 8 | 32 |
| | KABE1629 | 29 | 78 | 8 | 32 |
| | KABE1630 | 30 | 78 | 5 | 20 |
| | KABE1632 | 32 | 78 | 5 | 20 |
| | 3/4" 19.0mm sq. | KABE2419 | 19 | 90 | 5 |
| KABE2421 | | 21 | 90 | 5 | 30 |
| KABE2422 | | 22 | 90 | 5 | 30 |
| KABE2423 | | 23 | 90 | 5 | 30 |
| KABE2424 | | 24 | 90 | 5 | 30 |
| KABE2426 | | 26 | 90 | 5 | 30 |
| KABE2427 | | 27 | 90 | 5 | 30 |
| KABE2428 | | 28 | 90 | 5 | 30 |
| KABE2429 | | 29 | 90 | 2 | 16 |
| KABE2430 | | 30 | 90 | 2 | 16 |
| KABE2432 | | 32 | 90 | 2 | 16 |
| KABE2433 | | 33 | 90 | 2 | 16 |
| 1" 25.4mm sq. | KABE2434 | 34 | 90 | 2 | 16 |
| | KABE2435 | 35 | 90 | 2 | 16 |
| | KABE2436 | 36 | 90 | 2 | 16 |
| | KABE2438 | 38 | 90 | 2 | 16 |
| | KABE2441 | 41 | 90 | 2 | 16 |
| | KABE2446 | 46 | 90 | 2 | 16 |
| | KABE3222 | 22 | 108 | 1 | 8 |
| | KABE3224 | 24 | 108 | 1 | 8 |
| | KABE3227 | 27 | 108 | 1 | 8 |
| | KABE3229 | 29 | 108 | 1 | 8 |
| | KABE3230 | 30 | 108 | 1 | 8 |
| | KABE3232 | 32 | 108 | 1 | 8 |
| KABE3233 | 33 | 108 | 1 | 8 | |
| KABE3234 | 34 | 108 | 1 | 8 | |
| KABE3235 | 35 | 108 | 1 | 8 | |
| KABE3236 | 36 | 108 | 1 | 8 | |
| KABE3238 | 38 | 108 | 1 | 8 | |
| KABE3241 | 41 | 108 | 1 | 8 | |
| KABE3246 | 46 | 108 | 1 | 8 | |
| KABE3250 | 50 | 108 | 1 | 8 | |
| KABE3255 | 55 | 108 | 1 | 6 | |
| KABE3260 | 60 | 108 | 1 | 6 | |
| KABE3265 | 65 | 108 | 1 | 6 | |
| KABE3270 | 70 | 108 | 1 | 6 | |

Impact Sockets, Bit Sockets, Accessories & Air Wrench

6PT Flank Deep Impact Sockets

CR-MO DIN 3121



SAE

Black Phosphate Finished

| DRIVE | ITEM NO. | SIZE(inch) | L(mm) | | |
|--------------------|----------|------------|-------|----|----|
| 1/2" 12.7mm SQ. | KBBE1610 | 5/16 | 78 | 10 | 80 |
| | KBBE1612 | 3/8 | 78 | 10 | 80 |
| | KBBE1614 | 7/16 | 78 | 10 | 80 |
| | KBBE1616 | 1/2 | 78 | 10 | 80 |
| | KBBE1618 | 9/16 | 78 | 10 | 80 |
| | KBBE1620 | 5/8 | 78 | 10 | 80 |
| | KBBE1622 | 11/16 | 78 | 10 | 40 |
| | KBBE1624 | 3/4 | 78 | 10 | 40 |
| | KBBE1626 | 13/16 | 78 | 10 | 40 |
| | KBBE1628 | 7/8 | 78 | 10 | 40 |
| | KBBE1630 | 15/16 | 78 | 10 | 40 |
| | KBBE1632 | 1 | 78 | 10 | 40 |
| | KBBE1634 | 1-1/16 | 78 | 8 | 32 |
| | KBBE1636 | 1-1/8 | 78 | 8 | 32 |
| KBBE1638 | 1-3/16 | 78 | 5 | 20 | |
| KBBE1640 | 1-1/4 | 78 | 5 | 20 | |

1/2" DR. Star Impact Sockets

CR-MO DIN 3121

7PCS 1/2" DR. Star Impact Socket Rail Set



Black Phosphate Finished

| DRIVE | ITEM NO. | SIZE | L(mm) | | |
|--------------------|----------|------|-------|----|-----|
| 1/2" 12.7mm SQ. | KABK1610 | E10 | 38 | 25 | 150 |
| | KABK1612 | E12 | 38 | 25 | 150 |
| | KABK1614 | E14 | 38 | 25 | 150 |
| | KABK1616 | E16 | 38 | 25 | 150 |
| | KABK1618 | E18 | 38 | 25 | 150 |
| | KABK1620 | E20 | 38 | 20 | 120 |
| | KABK1624 | E24 | 40 | 15 | 120 |

Black Phosphate Finished

| ITEM NO. | CONTENTS | | 10 (SET) |
|----------|--|--|----------|
| GDAG0701 | KABK1610-1624 E10, E12, E14, E16, E18, E20, E24 | | 10 (SET) |

1" DR. Square Budd Wheel Impact Sockets (4PT)

CR-MO DIN 3121



METRIC

Black Phosphate Finished

| DRIVE | ITEM NO. | SIZE(mm) | L(mm) | | |
|------------------|----------|----------|-------|---|----|
| 1" 25.4mm SQ. | KABM3217 | 17 | 57 | 2 | 16 |
| | KABM3219 | 19 | 57 | 2 | 16 |
| | KABM3221 | 21 | 57 | 2 | 16 |



Star Bit Impact Sockets

SNCM-V DIN 3121



Black Phosphate Finished

| DRIVE | ITEM NO. | SIZE | L(mm) | | |
|--------------------|----------|------|-------|----|-----|
| 3/8" 9.5mm SQ. | KADA1220 | T20 | 52 | 25 | 200 |
| | KADA1225 | T25 | 52 | 25 | 200 |
| | KADA1227 | T27 | 52 | 25 | 200 |
| | KADA1230 | T30 | 52 | 25 | 200 |
| | KADA1240 | T40 | 52 | 25 | 200 |
| | KADA1245 | T45 | 52 | 25 | 200 |
| | KADA1250 | T50 | 52 | 25 | 200 |
| | KADA1625 | T25 | 60 | 25 | 200 |
| | KADA1627 | T27 | 60 | 25 | 200 |
| | KADA1630 | T30 | 60 | 25 | 200 |
| 1/2" 12.7mm SQ. | KADA1640 | T40 | 60 | 25 | 200 |
| | KADA1645 | T45 | 60 | 25 | 200 |
| | KADA1650 | T50 | 60 | 25 | 200 |
| | KADA1655 | T55 | 60 | 25 | 200 |
| | KADA1660 | T60 | 60 | 25 | 200 |
| | KADA1670 | T70 | 60 | 25 | 200 |

3/4" DR. Star Bit Impact Sockets

CR-MO DIN 3121



Black Phosphate Finished

| DRIVE | ITEM NO. | SIZE | L(mm) | | |
|--------------------|----------|------|-------|---|----|
| 3/4" 19.0mm SQ. | KADA2470 | T70 | 105 | 5 | 40 |
| | KADA2480 | T80 | 105 | 5 | 40 |
| | KADA2490 | T90 | 105 | 5 | 40 |
| | KADA24A0 | T100 | 105 | 5 | 40 |

7PCS 3/8" DR. Star Bit Impact Socket Rail Set



Black Phosphate Finished

| ITEM NO. | CONTENTS | | 10 (SET) |
|----------|--|--|----------|
| GDAG0703 | KADA1220-1250 T20, T25, T27, T30, T40, T45, T50 | | 10 (SET) |

Hex Bit Impact Sockets

SNCM-V DIN 3121



Black Phosphate Finished

| DRIVE | ITEM NO. | SIZE(mm) | L(mm) | | | |
|--------------------|--------------------|----------|-------|----|-----|-----|
| 3/8" 9.5mm SQ. | KADH1203 | 3 | 52 | 25 | 200 | |
| | KADH1204 | 4 | 52 | 25 | 200 | |
| | KADH1205 | 5 | 52 | 25 | 200 | |
| | KADH1206 | 6 | 52 | 25 | 200 | |
| | KADH1207 | 7 | 52 | 25 | 200 | |
| | KADH1208 | 8 | 52 | 25 | 200 | |
| | KADH1210 | 10 | 52 | 25 | 200 | |
| | KADH1212 | 12 | 52 | 25 | 200 | |
| | 1/2" 12.7mm SQ. | KADH1604 | 4 | 60 | 25 | 200 |
| | | KADH1605 | 5 | 60 | 25 | 200 |
| | | KADH1606 | 6 | 60 | 25 | 200 |
| | | KADH1607 | 7 | 60 | 25 | 200 |
| KADH1608 | | 8 | 60 | 25 | 200 | |
| KADH1609 | | 9 | 60 | 25 | 100 | |
| KADH1610 | | 10 | 60 | 25 | 100 | |
| 3/4" 19.0mm SQ. | KADH1612 | 12 | 60 | 25 | 100 | |
| | KADH1614 | 14 | 60 | 25 | 100 | |
| | KADH1617 | 17 | 60 | 25 | 100 | |
| 1" | KADH1619 | 19 | 60 | 25 | 100 | |

3/4" DR. Hex Bit Impact Sockets

CR-MO DIN 3121



Black Phosphate Finished

| DRIVE | ITEM NO. | SIZE(mm) | L(mm) | | |
|--------------------|----------|----------|-------|---|----|
| 3/4" 19.0mm SQ. | KADH2414 | 14 | 105 | 5 | 40 |
| | KADH2417 | 17 | 105 | 5 | 40 |
| | KADH2419 | 19 | 105 | 5 | 40 |
| | KADH2422 | 22 | 105 | 2 | 16 |
| | KADH2424 | 24 | 105 | 2 | 16 |
| | KADH2427 | 27 | 105 | 2 | 16 |

7PCS 3/8" DR. Hex Bit Impact Socket Rail Set



Black Phosphate Finished

| ITEM NO. | CONTENTS | | 10 (SET) |
|----------|---|--|----------|
| GDAG0702 | KADH1204-1212 4, 5, 6, 7, 8, 10, 12 mm | | 10 (SET) |

Impact Sockets, Bit Sockets, Accessories & Air Wrench

Impact Universal Sockets

CR-MO DIN 3121



10PCS

3/8" DR. Impact Universal Socket Rail Set



ITEM NO. CONTENTS 10 (SET)

GDAG1001 10 KABG1210-1219
10, 11, 12, 13, 14, 15, 16, 17, 18, 19 mm

10PCS

1/2" DR. Impact Universal Socket Rail Set



ITEM NO. CONTENTS 8 (SET)

GDAG1002 8 KABG1610-1619
10, 11, 12, 13, 14, 15, 16, 17, 18, 19 mm

| DRIVE | ITEM NO. | SIZE(mm) | L(mm) | Hand | Box |
|----------------------|----------|----------|-------|------|-----|
| 3/8" (9.5mm sq.) | KABG1210 | 10 | 59 | 15 | 120 |
| | KABG1211 | 11 | 59 | 15 | 120 |
| | KABG1212 | 12 | 59 | 15 | 120 |
| | KABG1213 | 13 | 59 | 15 | 120 |
| | KABG1214 | 14 | 59 | 15 | 120 |
| | KABG1215 | 15 | 59 | 15 | 120 |
| | KABG1216 | 16 | 59 | 5 | 40 |
| | KABG1217 | 17 | 59 | 5 | 40 |
| | KABG1218 | 18 | 59 | 5 | 40 |
| | KABG1219 | 19 | 59 | 5 | 40 |
| 1/2" (12.7mm sq.) | KABG1221 | 21 | 59 | 5 | 40 |
| | KABG1222 | 22 | 59 | 5 | 40 |
| | KABG1610 | 10 | 67 | 5 | 40 |
| | KABG1611 | 11 | 67 | 5 | 40 |
| | KABG1612 | 12 | 67 | 5 | 40 |
| | KABG1613 | 13 | 67 | 5 | 40 |
| | KABG1614 | 14 | 67 | 5 | 40 |
| | KABG1615 | 15 | 67 | 5 | 40 |
| | KABG1616 | 16 | 67 | 5 | 40 |
| | KABG1617 | 17 | 67 | 5 | 40 |
| KABG1618 | 18 | 67 | 5 | 40 | |
| KABG1619 | 19 | 67 | 5 | 40 | |
| KABG1621 | 21 | 67 | 5 | 40 | |
| KABG1622 | 22 | 67 | 5 | 40 | |

Impact Universal Joint

CR-MO DIN 3121



TOPTUL new developed impact universal joint provides 360 degrees of rotation at up to a 30 degree angle from vertical. The swivel mechanism is designed with the locking pin inside the socket wall for high strength, durability and safety.

| DRIVE | ITEM NO. | L(mm) | Hand | Box |
|------------------|----------|-------|------|-----|
| 3/8" (9.5mm) | KACU12A5 | 48 | 15 | 240 |
| 1/2" (12.7mm) | KACU1606 | 62 | 15 | 120 |
| 3/4" (19.0mm) | KACU2410 | 95 | 4 | 40 |
| 1" (25.4mm) | KACU3212 | 114 | 1 | 8 |

Impact Adapter

CR-MO DIN 3121



| DRIVE | ITEM NO. | SIZE | L(mm) | Hand | Box |
|--------------------|----------|-------------------|-------|------|-----|
| 3/8" (9.5mm) | KACA1216 | 3/8"(F) x 1/2"(M) | 33 | 10 | 180 |
| 1/2" (12.7mm) | KACA1624 | 1/2"(F) x 3/4"(M) | 44 | 20 | 160 |
| 3/4" (19.0mm) | KACA2416 | 3/4"(F) x 1/2"(M) | 58 | 5 | 50 |
| | KACA2432 | 3/4"(F) x 1"(M) | 58 | 5 | 50 |
| 1" (25.4mm) | KACA3224 | 1"(F) x 3/4"(M) | 70 | 2 | 16 |
| 1-1/2" (38.1mm) | KACA4832 | 1-1/2"(F) x 1"(M) | 100 | 2 | 8 |

Impact Extension Bar

CR-MO DIN 3121



| DRIVE | ITEM NO. | L(inch) | Hand | Box |
|------------------|----------|---------|------|-----|
| 3/8" (9.5mm) | KACE1203 | 3 | 25 | 200 |
| | KACE1206 | 6 | 10 | 120 |
| | KACE1603 | 3 | 10 | 80 |
| 1/2" (12.7mm) | KACE1605 | 5 | 10 | 80 |
| | KACE1610 | 10 | 5 | 40 |
| | KACE2404 | 4 | 2 | 32 |
| 3/4" (19.0mm) | KACE2407 | 7 | 2 | 20 |
| | KACE2410 | 10 | 2 | 16 |
| | KACE2413 | 13 | 2 | 16 |
| 1" (25.4mm) | KACE3207 | 7 | 2 | 16 |
| | KACE3210 | 10 | 2 | 12 |
| | KACE3213 | 13 | 2 | 12 |

1/2" DR. Torque Extension Bar

CR-MO DIN 3121

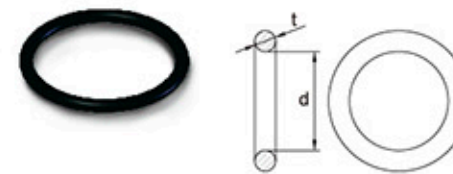


| ITEM NO. | CAPACITY | COLOR | Hand | Box |
|----------|--------------------|-------|------|-----|
| KACT166E | 65 ft-lb / 90 Nm | Green | 10 | 80 |
| KACT167E | 75 ft-lb / 100 Nm | Black | 10 | 80 |
| KACT1612 | 120 ft-lb / 160 Nm | Gray | 10 | 80 |
| KACT1613 | 130 ft-lb / 175 Nm | Brown | 10 | 60 |
| KACT1614 | 140 ft-lb / 190 Nm | White | 10 | 60 |
| KACT1615 | 150 ft-lb / 200 Nm | Aqua | 10 | 60 |

(LENGTH: 195mm)

O-Ring

DIN 3129



| DRIVE | ITEM NO. | SIZE(mm) | d(mm) | t(mm) | Hand | Box |
|--------------------|----------|----------|-------|-------|------|-----|
| 3/8" (9.5mm) | KALO1212 | 8-12 | 13 | 3.5 | 50 | 800 |
| | KALO1222 | 13-22 | 16 | 3.5 | 50 | 800 |
| 1/2" (12.7mm) | KALO1614 | 8-14 | 19 | 4 | 50 | 400 |
| | KALO1632 | 15-32 | 24 | 4 | 50 | 400 |
| 3/4" (19.0mm) | KALO2446 | 17-46 | 36 | 5 | 50 | 400 |
| 1" (25.4mm) | KALO3270 | 19-80 | 45 | 7 | 50 | 200 |
| 1" (25.4mm) | KALO4895 | 85-95 | 76 | 10 | 20 | 80 |
| 1-1/2" (38.1mm) | KALO4895 | 36-90 | 76 | 10 | 20 | 80 |

Impact Extension Bar with Quick Release

CR-MO DIN 3121



| DRIVE | ITEM NO. | L(inch) | Hand | Box |
|------------------|----------|---------|------|-----|
| 1/2" (12.7mm) | KACB1603 | 3 | 15 | 120 |
| | KACB1605 | 5 | 10 | 80 |
| | KACB1610 | 10 | 5 | 40 |
| 3/4" (19.0mm) | KACB2404 | 4 | 3 | 24 |
| | KACB2407 | 7 | 2 | 24 |
| | KACB2413 | 13 | 2 | 12 |
| 1" (25.4mm) | KACB3207 | 7 | 2 | 8 |
| | KACB3213 | 13 | 2 | 8 |

Mini Oiler

- For automatic oiling of compressed air tools
- Extends the service life of pneumatic tools
- Compact design and refillable
- Solid brass construction
- Air Inlet & Outlet Thread: 6.3mm (1/4")
- Filling Capacity: 5 c.c.



| ITEM NO. | SIZE | L(mm) | Hand | Box |
|----------|---------|-------|------|-----|
| KALA0815 | 1/4" PT | 54 | 20 | 80 |

Pin

DIN 3129



| DRIVE | ITEM NO. | SIZE(mm) | L(mm) | D(mm) | Hand | Box |
|--------------------|----------|----------|-------|-------|------|-----|
| 3/8" (9.5mm) | KALP1212 | 8-12 | 14 | 2.5 | 50 | 900 |
| | KALP1222 | 13-22 | 16 | 2.5 | 50 | 900 |
| 1/2" (12.7mm) | KALP1614 | 8-14 | 20 | 3 | 50 | 900 |
| | KALP1632 | 15-32 | 25 | 3 | 50 | 900 |
| 3/4" (19.0mm) | KALP2446 | 17-46 | 35 | 4 | 50 | 900 |
| 1" (25.4mm) | KALP3270 | 19-80 | 45 | 5 | 50 | 900 |
| 1" (25.4mm) | KALP4895 | 85-95 | 75 | 6 | 20 | 360 |
| 1-1/2" (38.1mm) | KALP4895 | 36-90 | 75 | 6 | 20 | 360 |

Impact Sockets, Bit Sockets, Accessories & Air Wrench

1/2" DR. 6PT Flank Thin Wall Deep Impact Sockets with Plastic Sleeves (CR-MO) (DIN 3121)

1/2" DR. 6PT Flank Thin Wall Deep Impact Sockets with Plastic Sleeves (CR-MO) (DIN 3121)



| DRIVE | ITEM NO. | SIZE(mm) | L(mm) | COLOR | ⊕ | ⊕ |
|--------------------|----------|------------|-------|--------|----|----|
| 1/2" 12.7mm sq. | KABD1617 | 17 | 86 | Blue | 20 | 80 |
| | KABD1619 | 19 | 86 | Yellow | 20 | 80 |
| | KABD1621 | 21 | 86 | Red | 20 | 80 |
| | ITEM NO. | SIZE(inch) | L(mm) | COLOR | ⊕ | ⊕ |
| | KBBD1626 | 13/16 | 86 | Purple | 20 | 80 |

Black Phosphate Finished

| DRIVE | ITEM NO. | SIZE(mm) | L(mm) | COLOR | ⊕ | ⊕ |
|--------------------|----------|------------|-------|--------|----|----|
| 1/2" 12.7mm sq. | KABC1617 | 17 | 86 | Blue | 20 | 80 |
| | KABC1619 | 19 | 86 | Green | 20 | 80 |
| | KABC1621 | 21 | 86 | Red | 20 | 80 |
| | KABC1622 | 22 | 86 | Yellow | 20 | 80 |
| | ITEM NO. | SIZE(inch) | L(mm) | COLOR | ⊕ | ⊕ |
| | KBBC1626 | 13/16 | 86 | White | 20 | 80 |

3PCS 1/2" DR. 6PT Flank Thin Wall Deep Impact Socket Set (CR-MO)

3PCS 1/2" DR. 6PT Flank Thin Wall Deep Impact Socket Set (CR-MO)



Black Phosphate Finished

| ITEM NO. | SIZE |
|----------|---------------|
| GDAI0301 | 17, 19, 21 mm |

CONTENTS: 3 KABD1617-1621 1/2" Dr. 6PT Flank Thin Wall Deep Impact Sockets

BLOW CASE: W150 x D130 x H50 (mm)

Black Phosphate Finished

| ITEM NO. | SIZE |
|----------|---------------|
| GDAI0302 | 17, 19, 21 mm |

CONTENTS: 3 KABC1617-1621 1/2" DR. 6PT Flank Thin Wall Deep Impact Sockets with Plastic Sleeves

BLOW CASE: W150 x D130 x H50 (mm)

27PCS 1/2" DR. Flank Impact Socket Set (CR-MO)

27PCS 1/2" DR. Flank Impact Socket Set (CR-MO)



Black Phosphate Finished

| ITEM NO. | SIZE |
|----------|---|
| GCAI2701 | 10, 11, 12, 13, 14, 15, 16, 17, 18, 19, 21, 22, 23, 24, 27, 30, 32 mm |

CONTENTS: 17 KABA1610-1632 1/2" Dr. 6PT Flank Impact Sockets, 1 KACE1605 1/2" Dr. Impact Extension Bar - 5" (L), 1 KACU1606 1/2" Dr. Impact Universal Joint, 2 KALP1614 Pin - Size (8-14 mm), 2 KALP1632 Pin - Size (15-32 mm), 2 KALO1614 O-Ring - Size (8-14 mm), 2 KALO1632 O-Ring - Size (15-32 mm)

BLOW CASE: W392 x D210 x H88 (mm)

TOPTUL
IMPACT SOCKET SET

7PCS 3/8" DR. Hex Bit Impact Socket Set (SNCM+V)

7PCS 3/8" DR. Star Bit Impact Socket Set (SNCM+V)



Black Phosphate Finished

| ITEM NO. | SIZE |
|----------|--------------------------|
| GDAI0704 | 4, 5, 6, 7, 8, 10, 12 mm |

CONTENTS: 7 KADH1204-1212 3/8" Dr. Hex Bit Impact Sockets

BLOW CASE: W200 x D105 x H35 (mm)

Black Phosphate Finished

| ITEM NO. | SIZE |
|----------|-----------------------------------|
| GDAI0703 | T20, T25, T27, T30, T40, T45, T50 |

CONTENTS: 7 KADA1220-1250 3/8" Dr. Star Bit Impact Sockets

BLOW CASE: W200 x D105 x H35 (mm)

7PCS 1/2" DR. Hex Bit Impact Socket Set (SNCM+V)

7PCS 1/2" DR. Star Bit Impact Socket Set (SNCM+V)



Black Phosphate Finished

| ITEM NO. | SIZE |
|----------|---------------------------|
| GDAI0702 | 4, 5, 6, 8, 10, 12, 14 mm |

CONTENTS: 7 KADH1604-1614 1/2" Dr. Hex Bit Impact Sockets

BLOW CASE: W250 x D120 x H40 (mm)

Black Phosphate Finished

| ITEM NO. | SIZE |
|----------|-----------------------------------|
| GDAI0701 | T30, T40, T45, T50, T55, T60, T70 |

CONTENTS: 7 KADA1630-1670 1/2" Dr. Star Bit Impact Sockets

BLOW CASE: W250 x D120 x H40 (mm)

8PCS 3/4" DR. 6PT Flank Impact Socket Set (CR-MO)

8PCS 3/4" DR. 6PT Flank Deep Impact Socket Set (CR-MO)



Black Phosphate Finished

| ITEM NO. | SIZE |
|----------|-----------------------------------|
| GDAI0802 | 22, 24, 27, 30, 32, 33, 36, 38 mm |

CONTENTS: 8 KABA2422-2438 3/4" Dr. 6PT Flank Impact Sockets

BLOW CASE: W452 x D119 x H64 (mm)

Black Phosphate Finished

| ITEM NO. | SIZE |
|----------|-----------------------------------|
| GDAI0804 | 22, 24, 27, 30, 32, 33, 36, 38 mm |

CONTENTS: 8 KABE2422-2438 3/4" Dr. 6PT Flank Deep Impact Sockets

BLOW CASE: W452 x D119 x H64 (mm)

Impact Sockets, Bit Sockets, Accessories & Air Wrench

8PCS
3/8" DR. 6PT Flank Deep Impact Socket Set (CR-MO)
3/8"



ITEM NO. **GDAD0808** Black Phosphate Finished
CONTENTS 10 (SET)
KABE1208-1219
3/8" Dr. 6PT Flank Deep Impact Sockets
8, 10, 11, 12, 13, 14, 17, 19 mm
METAL CASE: W197 x D103 x H33 (mm)

10PCS
1/2" DR. 6PT Flank Impact Socket Set (METRIC) (CR-MO)
1/2"



ITEM NO. **GDAD1001** Black Phosphate Finished
CONTENTS 16 (SET)
KABA1610-1624
1/2" Dr. 6PT Flank Impact Sockets
10, 11, 12, 13, 14, 17, 19, 21, 22, 24 mm
METAL CASE: W303 x D45 x H47 (mm)

10PCS
1/2" DR. 6PT Flank Impact Socket Set (SAE) (CR-MO)
1/2"



ITEM NO. **GEAD1001** Black Phosphate Finished
CONTENTS 16 (SET)
KBBA1614-1632
1/2" Dr. 6PT Flank Impact Sockets
7/16", 1/2", 9/16", 5/8", 11/16", 3/4", 13/16", 7/8", 15/16", 1"
METAL CASE: W303 x D45 x H47 (mm)

12PCS
3/8" DR. 6PT Flank Deep Impact Socket Set (CR-MO)
3/8"



ITEM NO. **GDAD1201** Black Phosphate Finished
CONTENTS 8 (SET)
KABE1208-1219
3/8" Dr. 6PT Flank Deep Impact Sockets
8, 9, 10, 11, 12, 13, 14, 15, 16, 17, 18, 19 mm
METAL CASE: W313 x D111 x H38 (mm)

10PCS
1/2" DR. 6PT Flank Deep Impact Socket Set (METRIC) (CR-MO)
1/2"



ITEM NO. **GDAD1002** Black Phosphate Finished
CONTENTS 8 (SET)
KABA1610-1624
1/2" Dr. 6PT Flank Deep Impact Sockets
10, 11, 12, 13, 14, 17, 19, 21, 22, 24 mm
METAL CASE: W313 x D111 x H38 (mm)

10PCS
1/2" DR. 6PT Flank Deep Impact Socket Set (SAE) (CR-MO)
1/2"



ITEM NO. **GEAD1002** Black Phosphate Finished
CONTENTS 8 (SET)
KBBA1614-1632
1/2" Dr. 6PT Flank Deep Impact Sockets
7/16", 1/2", 9/16", 5/8", 11/16", 3/4", 13/16", 7/8", 15/16", 1"
METAL CASE: W313 x D111 x H38 (mm)

18PCS
1/2" DR. Flank Impact Socket Set (CR-MO)
1/2"



ITEM NO. **GBA1836** Black Phosphate Finished
CONTENTS 4 (SET)
KABA1610-1632
1/2" Dr. 6PT Flank Impact Sockets
10, 11, 12, 13, 14, 15, 16, 17, 18, 19, 21, 22, 23, 24, 27, 30, 32 mm
KACE1605
1/2" Dr. Impact Extension Bar - 5" (L)
METAL CASE: W361 x D137 x H53 (mm)

18PCS
1/2" DR. 6PT Flank Impact Socket Set (CR-MO)
1/2"



ITEM NO. **GCAD1807** Black Phosphate Finished
CONTENTS 6 (SET)
KABA1610-1632
1/2" Dr. 6PT Flank Impact Sockets
10, 11, 12, 13, 14, 15, 16, 17, 18, 19, 21, 22, 23, 24, 27, 30, 32 mm
KACE1605
1/2" Dr. Impact Extension Bar - 5" (L)
METAL CASE: W370 x D154 x H50 (mm)

32PCS
1/2" DR. Flank Impact Socket Set (CR-MO)
1/2"



ITEM NO. **GDAD3201** Black Phosphate Finished
CONTENTS 3 (SET)
KABA1608-1632
1/2" Dr. 6PT Flank Impact Sockets
8, 9, 10, 11, 12, 13, 14, 15, 16, 17, 18, 19, 21, 22, 24, 27, 30, 32 mm
KABE1612-1632
1/2" Dr. 6PT Flank Deep Impact Sockets
12, 13, 14, 16, 17, 19, 21, 22, 24, 27, 30, 32 mm
KACE1605
1/2" Dr. Impact Extension Bar - 5" (L)
KACU1606
1/2" Dr. Impact Universal Joint
METAL CASE: W445 x D188 x H50 (mm)



Impact Sockets, Bit Sockets, Accessories & Air Wrench



15PCS
1/2" DR. 6PT Flank Impact Socket Set
1/2"

CR-MO



ITEM NO. **GDAD1501** Black Phosphate Finished
CONTENTS 6 (SET)
15 KABA1610-1624
1/2" Dr. 6PT Flank Impact Sockets
10, 11, 12, 13, 14, 15, 16, 17, 18, 19, 20, 21, 22, 23, 24 mm
METAL CASE: W240 x D110 x H50 (mm)

8PCS
1" DR. 6PT Flank Impact Socket Set
1"

CR-MO



ITEM NO. **GDAD0803** Black Phosphate Finished
CONTENTS 3 (SET)
8 KABA3224-3241
1" Dr. 6PT Flank Impact Sockets
24, 27, 30, 32, 33, 36, 38, 41 mm
METAL CASE: W278 x D128 x H75 (mm)

14PCS
1/2" DR. 6PT Flank Impact Socket Set
1/2"

CR-MO



ITEM NO. **GEAD1401** Black Phosphate Finished
CONTENTS 6 (SET)
14 KBBA1612-1640
1/2" Dr. 6PT Flank Impact Sockets
3/8", 7/16", 1/2", 9/16", 5/8", 11/16", 3/4", 13/16", 7/8", 15/16", 1", 1-1/16",
1-1/8", 1-1/4"
METAL CASE: W240 x D110 x H50 (mm)

9PCS
1" DR. Flank Impact Socket Set
1"

CR-MO



ITEM NO. **GDAD0901** Black Phosphate Finished
CONTENTS 3 (SET)
9 KABA3224-3241
1" Dr. 6PT Flank Impact Sockets
24, 27, 32, 36, 38, 41 mm
3 KABM3217-3221
1" Dr. Square Budd Wheel Impact Sockets (4PT)
17, 19, 21 mm
METAL CASE: W278 x D128 x H75 (mm)

8PCS
3/4" DR. 6PT Flank Impact Socket Set
3/4"

CR-MO



ITEM NO. **GDAD0805** Black Phosphate Finished
CONTENTS 4 (SET)
8 KABA2419-2436
3/4" Dr. 6PT Flank Impact Sockets
19, 22, 24, 27, 30, 32, 34, 36 mm
METAL CASE: W410 x D64 x H60 (mm)

8PCS
3/4" DR. 6PT Flank Deep Impact Socket Set
3/4"

CR-MO



ITEM NO. **GDAD0807** Black Phosphate Finished
CONTENTS 2 (SET)
8 KABE2422-2438
3/4" Dr. 6PT Flank Deep Impact Sockets
22, 24, 27, 30, 32, 34, 36, 38 mm
METAL CASE: W430 x D103 x H70 (mm)

8PCS
3/4" DR. 6PT Flank Impact Socket Set
3/4"

CR-MO



ITEM NO. **GDAD0801** Black Phosphate Finished
CONTENTS 4 (SET)
8 KABA2426-2438
3/4" Dr. 6PT Flank Impact Sockets
26, 27, 29, 30, 32, 35, 36, 38 mm
METAL CASE: W410 x D64 x H60 (mm)

8PCS
3/4" DR. 6PT Flank Deep Impact Socket Set
3/4"

CR-MO



ITEM NO. **GDAD0802** Black Phosphate Finished
CONTENTS 2 (SET)
8 KABE2426-2438
3/4" Dr. 6PT Flank Deep Impact Sockets
26, 27, 29, 30, 32, 35, 36, 38 mm
METAL CASE: W430 x D103 x H70 (mm)

8PCS
3/4" DR. 6PT Flank Impact Socket Set
3/4"

CR-MO



ITEM NO. **GDAD0806** Black Phosphate Finished
CONTENTS 4 (SET)
8 KABA2422-2441
3/4" Dr. 6PT Flank Impact Sockets
22, 24, 27, 30, 32, 36, 38, 41 mm
METAL CASE: W410 x D64 x H60 (mm)

8PCS
1" DR. 6PT Flank Deep Impact Socket Set
1"

CR-MO



ITEM NO. **GDAD0804** Black Phosphate Finished
CONTENTS 2 (SET)
8 KABE3224-3241
1" Dr. 6PT Flank Deep Impact Sockets
24, 27, 30, 32, 33, 36, 38, 41 mm
METAL CASE: W460 x D128 x H80 (mm)

Impact Sockets, Bit Sockets, Accessories & Air Wrench

Super Duty Air Ratchet Wrench

3/8" DR.
Mini Super Duty Air Ratchet Wrench
• Rear Exhaust with Muffler



| ITEM NO. | KAAE1202 | 📦 20 |
|-----------------------|---------------------|------|
| SPECIFICATIONS | | |
| Max. Torque | 30 ft-lb / 41 Nm | |
| Free Speed | 350 RPM | |
| Air Pressure | 90 PSI / 6.2 BAR | |
| Air Consumption | 2.24 CFM | |
| Air Inlet | 1/4" PT | |
| Min. Air Hose | 5/16" I.D. | |
| Overall Length | 5-13/32" / 128 mm | |
| Net Weight | 0.99 lbs / 0.45 kgs | |

3/8" DR.
Mini Super Duty Air Impact Wrench
• Handle Exhaust with Muffler



| ITEM NO. | KAAG1206 | 📦 12 |
|-----------------------|---------------------|------|
| SPECIFICATIONS | | |
| Max. Torque | 60 ft-lb / 81 Nm | |
| Free Speed | 11000 RPM | |
| Air Pressure | 90 PSI / 6.2 BAR | |
| Air Consumption | 1.76 CFM | |
| Air Inlet | 1/4" PT | |
| Min. Air Hose | 3/8" I.D. | |
| Overall Length | 5-29/32" / 150 mm | |
| Net Weight | 1.56 lbs / 0.71 kgs | |

3/8" DR.
Super Duty Air Ratchet Wrench
• Rear Exhaust with Muffler



| ITEM NO. | KAAF1205 | 📦 10 |
|-----------------------|--------------------|------|
| SPECIFICATIONS | | |
| Max. Torque | 75 ft-lb / 102 Nm | |
| Free Speed | 160 RPM | |
| Air Pressure | 90 PSI / 6.2 BAR | |
| Air Consumption | 3.92 CFM | |
| Air Inlet | 1/4" PT | |
| Min. Air Hose | 5/16" I.D. | |
| Overall Length | 10-1/2" / 266 mm | |
| Net Weight | 2.64 lbs / 1.2 kgs | |

3/8" DR.
Super Duty Air Ratchet Wrench
• Rear Exhaust with Muffler



| ITEM NO. | KAAF1204 | 📦 30 |
|-----------------------|---------------------|------|
| SPECIFICATIONS | | |
| Max. Torque | 40 ft-lb / 54 Nm | |
| Free Speed | 270 RPM | |
| Air Pressure | 90 PSI / 6.2 BAR | |
| Air Consumption | 2.8 CFM | |
| Air Inlet | 1/4" PT | |
| Min. Air Hose | 3/8" I.D. | |
| Overall Length | 8-1/16" / 205 mm | |
| Net Weight | 1.45 lbs / 0.66 kgs | |

1/2" DR.
Super Duty Air Ratchet Wrench
• Rear Exhaust with Muffler



| ITEM NO. | KAAF1605 | 📦 10 |
|-----------------------|--------------------|------|
| SPECIFICATIONS | | |
| Max. Torque | 75 ft-lb / 102 Nm | |
| Free Speed | 160 RPM | |
| Air Pressure | 90 PSI / 6.2 BAR | |
| Air Consumption | 3.92 CFM | |
| Air Inlet | 1/4" PT | |
| Min. Air Hose | 5/16" I.D. | |
| Overall Length | 10-1/2" / 266 mm | |
| Net Weight | 2.64 lbs / 1.2 kgs | |

3/8" DR.
Super Duty Air Ratchet Wrench
• Rotary Exhaust with Muffler



| ITEM NO. | KAAF1210 | 📦 12 |
|-----------------------|---------------------|------|
| SPECIFICATIONS | | |
| Max. Torque | 100 ft-lb / 136 Nm | |
| Free Speed | 225 RPM | |
| Air Pressure | 90 PSI / 6.2 BAR | |
| Air Consumption | 4 CFM | |
| Air Inlet | 1/4" PT | |
| Min. Air Hose | 3/8" I.D. | |
| Overall Length | 12-13/32" / 315 mm | |
| Net Weight | 3.39 lbs / 1.54 kgs | |

Super Duty Air Ratchet Wrench

• Rotary Exhaust with Muffler



Dust-Free Compact Head Cap

Sealed ratchet head prevents dirt and dust from entering.

Reversible Drive Mechanism

Drive in both forward and reverse directions.

Composite Grip Handle

Lightweight and ergonomic design for positive grip.

Unique Designed Air Inlet

360° adjustable air inlet prevents the air hose from damage.

Dual Pawl Ratchet Design

Stronger torque output and extends tool life.

360° Exhaust Rotation

Convenient to direct the air away from working area.

KAAF1208

AIR RATCHET



| ITEM NO. | KAAF1208 | 📦 12 |
|-----------------------|--------------------|------|
| SPECIFICATIONS | | |
| Max. Torque | 80 ft-lb / 108 Nm | |
| Free Speed | 280 RPM | |
| Air Pressure | 90 PSI / 6.2 BAR | |
| Air Consumption | 4 CFM | |
| Air Inlet | 1/4" PT | |
| Min. Air Hose | 3/8" I.D. | |
| Overall Length | 10-29/32" / 277 mm | |
| Net Weight | 2.7 lbs / 1.23 kgs | |

1/2" DR.
Super Duty Air Ratchet Wrench
• Rotary Exhaust with Muffler



| ITEM NO. | KAAF1608 | 📦 12 |
|-----------------------|--------------------|------|
| SPECIFICATIONS | | |
| Max. Torque | 80 ft-lb / 108 Nm | |
| Free Speed | 280 RPM | |
| Air Pressure | 90 PSI / 6.2 BAR | |
| Air Consumption | 4 CFM | |
| Air Inlet | 1/4" PT | |
| Min. Air Hose | 3/8" I.D. | |
| Overall Length | 10-29/32" / 277 mm | |
| Net Weight | 2.7 lbs / 1.23 kgs | |

1/2" DR.
Super Duty Air Ratchet Wrench
• Rotary Exhaust with Muffler




| ITEM NO. | KAAF1610 | 📦 12 |
|-----------------------|---------------------|------|
| SPECIFICATIONS | | |
| Max. Torque | 100 ft-lb / 136 Nm | |
| Free Speed | 225 RPM | |
| Air Pressure | 90 PSI / 6.2 BAR | |
| Air Consumption | 4 CFM | |
| Air Inlet | 1/4" PT | |
| Min. Air Hose | 3/8" I.D. | |
| Overall Length | 12-13/32" / 315 mm | |
| Net Weight | 3.39 lbs / 1.54 kgs | |

Mini Super Duty Air Impact Ratchet Wrench

High-performance

- Impact Mechanism : Unicorn Hammer
- Rear Exhaust With Muffler



Dust-Free Compact Head Cap
Sealed ratchet head prevents dirt and dust from entering.

Reversible Drive Mechanism
Drive in both forward and reverse directions.

Composite Grip Handle
Lightweight and ergonomic design for positive grip.

Rear Exhaust with Muffler
Designed for use optional air hose and discharge air away from working area.

Unicorn Hammer Impact Mechanism
New Impact-Type mechanism design provides high instant torque output.



Pressure High Torque High Speed

High R.P.M. design enables ratchet to shorten 2 x operating time for reaching high instant torque.



Reactionless

Featured reaction less design, enables to prevent incidental slip / injure while conducting on-site tasks in limit space.

When bolts are tightened, the ratchet remains in the same position, sway forward occurs.

KAAP1205



3/8" DR.

50 FT-LBS

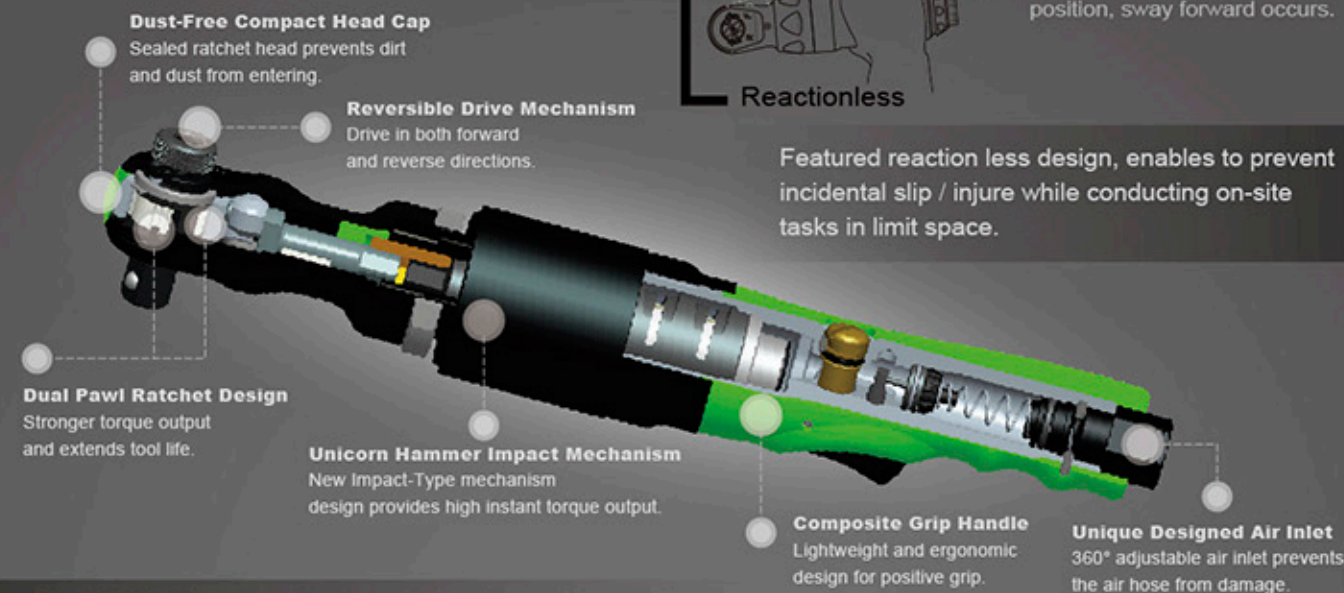
Powerful & High R.P.M. - type **- NEW**

| ITEM NO. | KAAP1205 |
|---|--------------------|
| SPECIFICATIONS 30 | |
| Max. Torque | 50 ft-lb / 68 Nm |
| Free Speed | 700 RPM |
| Air Pressure | 90 PSI / 6.2 BAR |
| Air Consumption | 3.1 CFM |
| Air Inlet | 1/4" PT |
| Min. Air Hose | 3/8" I.D. |
| Overall Length | 6-1/2" / 164 mm |
| Net Weight | 1.32 lbs / 0.6 kgs |

Super Duty Air Impact Ratchet Wrench

High-performance

- Impact Mechanism : Unicorn Hammer
- Front Exhaust with Muffler



Dust-Free Compact Head Cap
Sealed ratchet head prevents dirt and dust from entering.

Reversible Drive Mechanism
Drive in both forward and reverse directions.

Dual Pawl Ratchet Design
Stronger torque output and extends tool life.

Unicorn Hammer Impact Mechanism
New Impact-Type mechanism design provides high instant torque output.

Composite Grip Handle
Lightweight and ergonomic design for positive grip.

Unique Designed Air Inlet
360° adjustable air inlet prevents the air hose from damage.



Reactionless

When bolts are tightened, the ratchet remains in the same position, sway forward occurs.

Featured reaction less design, enables to prevent incidental slip / injure while conducting on-site tasks in limit space.

High R.P.M. design enables ratchet to shorten 2 x operating time for reaching high instant torque.

KAAL1610

1/2" DR.



Pressure High Torque High Speed



100 FT-LBS

Powerful & High R.P.M. - type **- NEW**

| ITEM NO. | KAAL1610 |
|---|--------------------|
| SPECIFICATIONS 12 | |
| Max. Torque | 100 ft-lb / 136 Nm |
| Free Speed | 600 RPM |
| Air Pressure | 90 PSI / 6.2 BAR |
| Air Consumption | 4 CFM |
| Air Inlet | 1/4" PT |
| Min. Air Hose | 3/8" I.D. |
| Overall Length | 11-7/8" / 301 mm |
| Net Weight | 3.97 lbs / 1.8 kgs |

KAAL1612

1/2" DR.



Pressure High Torque High Speed



120 FT-LBS

Powerful & High R.P.M. - type **- NEW**

| ITEM NO. | KAAL1612 |
|---|---------------------|
| SPECIFICATIONS 10 | |
| Max. Torque | 120 ft-lb / 163 Nm |
| Free Speed | 600 RPM |
| Air Pressure | 90 PSI / 6.2 BAR |
| Air Consumption | 4.2 CFM |
| Air Inlet | 1/4" PT |
| Min. Air Hose | 3/8" I.D. |
| Overall Length | 13-3/4" / 350 mm |
| Net Weight | 4.14 lbs / 1.88 kgs |

Super Duty Air Impact Wrench



EXCLUSIVE & UNIQUE PRODUCT

*Ideal for
Automotive & Industrial*

- Impact Mechanism : Jumbo Hammer
- Handle Exhaust with Muffler

KAAX1235



**350
FT-LBS**

3/8" DR.

| ITEM NO. | KAAX1235 | 10 |
|-----------------------|--------------------|----|
| SPECIFICATIONS | | |
| Max. Torque | 350 ft-lb / 475 Nm | |
| Free Speed | 8000 RPM | |
| Air Pressure | 90 PSI / 6.2 BAR | |
| Air Consumption | 4.5 CFM | |
| Air Inlet | 1/4" PT | |
| Min. Air Hose | 3/8" I.D. | |
| Overall Length | 5-5/16" / 135 mm | |
| Net Weight | 3.96 lbs / 1.8 kgs | |

- Impact Mechanism : Twin Hammer
- Handle Exhaust with Muffler

KAAX1650



**500
FT-LBS**

1/2" DR.

| ITEM NO. | KAAX1650 | 10 |
|-----------------------|--------------------|----|
| SPECIFICATIONS | | |
| Max. Torque | 500 ft-lb / 678 Nm | |
| Free Speed | 10000 RPM | |
| Air Pressure | 90 PSI / 6.2 BAR | |
| Air Consumption | 5.6 CFM | |
| Air Inlet | 1/4" PT | |
| Min. Air Hose | 3/8" I.D. | |
| Overall Length | 5-45/64" / 145 mm | |
| Net Weight | 4.18 lbs / 1.9 kgs | |

- Impact Mechanism : Twin Hammer
- Handle Exhaust with Muffler

KAAX1660



**600
FT-LBS**

1/2" DR.

| ITEM NO. | KAAX1660 | 8 |
|-----------------------|---------------------|---|
| SPECIFICATIONS | | |
| Max. Torque | 600 ft-lb / 813 Nm | |
| Free Speed | 10000 RPM | |
| Air Pressure | 90 PSI / 6.2 BAR | |
| Air Consumption | 5.6 CFM | |
| Air Inlet | 1/4" PT | |
| Min. Air Hose | 3/8" I.D. | |
| Overall Length | 6-3/4" / 171 mm | |
| Net Weight | 4.23 lbs / 1.92 kgs | |

Super Duty Air Impact Wrench



Super Duty Air Impact Wrench

High-performance

- Impact Mechanism : Jumbo Hammer
- Handle Exhaust with Muffler

Super Short Barrel Model
Easier to operate in confined spaces.

Durable & Long Life Anvil
High quality material made durable anvil with special heat treatment.

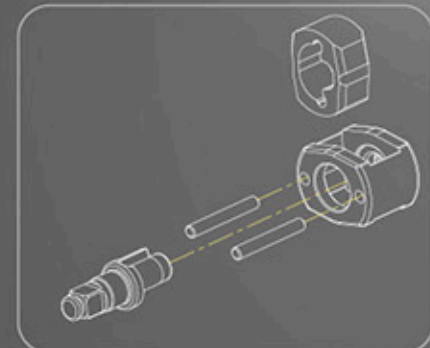
Jumbo Hammer Impact Mechanism
Super duty designed impact mechanism extends and ensures maximum tool life.

End Cap Slider Guide Trigger
Easy operation design.

Air Regulator
4 position power setting.
Forward: 3 speed
Reverse: 1 speed

Improved Air Inlet
Effectively reduces the damage of thread.

Handle Exhaust with Muffler
Reduces noise level and discharge air away from working area.



KAAQ1650

1/2" DR.

500 FT-LBS

Powerful, Lightweight & Super Short Barrel Model **- NEW**

| | | |
|-----------------------|---------------------|----|
| ITEM NO. | KAAQ1650 | 12 |
| SPECIFICATIONS | | |
| Max. Torque | 500 ft-lb / 678 Nm | |
| Free Speed | 9500 RPM | |
| Air Pressure | 90 PSI / 6.2 BAR | |
| Air Consumption | 4.7 CFM | |
| Air Inlet | 1/4" PT | |
| Min. Air Hose | 3/8" I.D. | |
| Overall Length | 3-13/16" / 97 mm | |
| Net Weight | 3.64 lbs / 1.65 kgs | |

Impact Sockets, Bit Sockets, Accessories & Air Wrench

3/8" DR.

Super Duty Air Impact Wrench
 • Impact Mechanism : Jumbo Hammer
 • Handle Exhaust with Muffler



| ITEM NO. | KAAA1220 |
|-----------------------|---------------------|
| SPECIFICATIONS | |
| Max. Torque | 200 ft-lb / 271 Nm |
| Free Speed | 10000 RPM |
| Air Pressure | 90 PSI / 6.2 BAR |
| Air Consumption | 2.5 CFM |
| Air Inlet | 1/4" PT |
| Min. Air Hose | 3/8" I.D. |
| Overall Length | 5-1/2" / 139 mm |
| Net Weight | 3.00 lbs / 1.36 kgs |

1/2" DR.

Super Duty Air Impact Wrench
 • Impact Mechanism : Jumbo Hammer
 • Handle Exhaust with Muffler



| ITEM NO. | KAAA1620 |
|-----------------------|---------------------|
| SPECIFICATIONS | |
| Max. Torque | 200 ft-lb / 271 Nm |
| Free Speed | 10000 RPM |
| Air Pressure | 90 PSI / 6.2 BAR |
| Air Consumption | 2.5 CFM |
| Air Inlet | 1/4" PT |
| Min. Air Hose | 3/8" I.D. |
| Overall Length | 5-1/2" / 139 mm |
| Net Weight | 3.00 lbs / 1.36 kgs |

1/2" DR.

Super Duty Air Impact Wrench
 • Impact Mechanism : Jumbo Hammer
 • Handle Exhaust with Muffler



500 FT-LBS
MINI DESIGN
LIGHT WEIGHT

• Powerful, Lightweight & Short Barrel Model

| ITEM NO. | KAAA1650 |
|-----------------------|---------------------|
| SPECIFICATIONS | |
| Max. Torque | 500 ft-lb / 678 Nm |
| Free Speed | 10000 RPM |
| Air Pressure | 90 PSI / 6.2 BAR |
| Air Consumption | 4.76 CFM |
| Air Inlet | 1/4" PT |
| Min. Air Hose | 3/8" I.D. |
| Overall Length | 4-23/32" / 120 mm |
| Net Weight | 3.42 lbs / 1.55 kgs |

1/2" DR.

Super Duty Air Impact Wrench
 • Impact Mechanism : Twin Hammer
 • Front Exhaust



• 5-Position Forward & Reverse Power Setting

| ITEM NO. | KAAA1650B |
|-----------------------|---------------------|
| SPECIFICATIONS | |
| Max. Torque | 500 ft-lb / 678 Nm |
| Free Speed | 8000 RPM |
| Air Pressure | 90 PSI / 6.2 BAR |
| Air Consumption | 4 CFM |
| Air Inlet | 1/4" PT |
| Min. Air Hose | 3/8" I.D. |
| Overall Length | 7-5/64" / 180 mm |
| Net Weight | 5.73 lbs / 2.60 kgs |



HIGH-PERFORMANCE AIR IMPACT WRENCH

1/2" DR.

Super Duty Air Impact Wrench
 • Impact Mechanism : New Twin Hammer
 • Handle Exhaust with Muffler



| ITEM NO. | KAAA1660 |
|-----------------------|---------------------|
| SPECIFICATIONS | |
| Max. Torque | 700 ft-lb / 949 Nm |
| Free Speed | 6500 RPM |
| Air Pressure | 90 PSI / 6.2 BAR |
| Air Consumption | 4.4 CFM |
| Air Inlet | 1/4" PT |
| Min. Air Hose | 3/8" I.D. |
| Overall Length | 7-1/2" / 191 mm |
| Net Weight | 6.24 lbs / 2.83 kgs |

Super Duty Air Impact Wrench

High-performance

- Impact Mechanism : Twin Hammer
- Handle Exhaust with Muffler



Durable & Long Life Anvil
 High quality material made durable anvil with special heat treatment.

Durable Aluminum Housing
 Super strong aluminum die-casting housing for maximum durability and tool life.

Air Regulator
 5 position power setting for both forward and reverse directions.

Twin Hammer Impact Mechanism
 Well balanced designed impact mechanism. Powerful and high torque output.

Handle Exhaust with Muffler
 Reduces noise level and discharge air away from working area.

KAAA1640

1/2" DR.



| ITEM NO. | KAAA1640 |
|-----------------------|---------------------|
| SPECIFICATIONS | |
| Max. Torque | 600 ft-lb / 813 Nm |
| Free Speed | 8000 RPM |
| Air Pressure | 90 PSI / 6.2 BAR |
| Air Consumption | 4 CFM |
| Air Inlet | 1/4" PT |
| Min. Air Hose | 3/8" I.D. |
| Overall Length | 7-1/2" / 191 mm |
| Net Weight | 5.78 lbs / 2.62 kgs |

Impact Sockets, Bit Sockets, Accessories & Air Wrench

AIR TOPTUL Impact Wrench For Automotive Repairs & Maintenance



Manufacturer's Limited Warranty

All AIR TOPTUL Serial pneumatic tools are provided with complete service and product warranty to the product that manufactured by TOPTUL and sold by it's worldwide authorized dealers.

TOPTUL professional air tools, unless otherwise specified, are unconditionally guaranteed against defects in materials and workmanship for the life of the tool, excluding any other inappropriate operation, modification or repair.

1/2" DR.

Long Anvil Super Duty Air Impact Wrench
• Impact Mechanism : Twin Hammer
• Handle Exhaust with Muffler



| ITEM NO. | KAAB1640 |
|-----------------|---------------------|
| SPECIFICATIONS | |
| Max. Torque | 400 ft-lb / 542 Nm |
| Free Speed | 8000 RPM |
| Air Pressure | 90 PSI / 6.2 BAR |
| Air Consumption | 4 CFM |
| Air Inlet | 1/4" PT |
| Min. Air Hose | 3/8" I.D. |
| Overall Length | 9-17/32" / 242 mm |
| Net Weight | 6.02 lbs / 2.73 kgs |

1/2" DR.

Long Anvil Super Duty Air Impact Wrench
• Impact Mechanism : New Twin Hammer
• Handle Exhaust with Muffler



| ITEM NO. | KAAB1660 |
|-----------------|---------------------|
| SPECIFICATIONS | |
| Max. Torque | 600 ft-lb / 813 Nm |
| Free Speed | 6500 RPM |
| Air Pressure | 90 PSI / 6.2 BAR |
| Air Consumption | 4.4 CFM |
| Air Inlet | 1/4" PT |
| Min. Air Hose | 3/8" I.D. |
| Overall Length | 9-11/16" / 246 mm |
| Net Weight | 6.50 lbs / 2.95 kgs |

3/4" DR.

Super Duty Air Impact Wrench
• Impact Mechanism : New Twin Hammer
• Handle Exhaust with Muffler



| ITEM NO. | KAAA2460 |
|-----------------|---------------------|
| SPECIFICATIONS | |
| Max. Torque | 600 ft-lb / 813 Nm |
| Free Speed | 6300 RPM |
| Air Pressure | 90 PSI / 6.2 BAR |
| Air Consumption | 4.4 CFM |
| Air Inlet | 1/4" PT |
| Min. Air Hose | 3/8" I.D. |
| Overall Length | 8-5/32" / 207 mm |
| Net Weight | 6.39 lbs / 2.90 kgs |

3/4" DR.

Long Anvil Super Duty Air Impact Wrench
• Impact Mechanism : New Twin Hammer
• Handle Exhaust with Muffler



| ITEM NO. | KAAB2460 |
|-----------------|---------------------|
| SPECIFICATIONS | |
| Max. Torque | 600 ft-lb / 813 Nm |
| Free Speed | 6300 RPM |
| Air Pressure | 90 PSI / 6.2 BAR |
| Air Consumption | 4.4 CFM |
| Air Inlet | 1/4" PT |
| Min. Air Hose | 3/8" I.D. |
| Overall Length | 10-1/2" / 260 mm |
| Net Weight | 6.81 lbs / 3.09 kgs |

3/4" DR.

Super Duty Air Impact Wrench
• Impact Mechanism : New Twin Hammer
• Handle Exhaust with Muffler



| ITEM NO. | KAAA2475 |
|-----------------|---------------------|
| SPECIFICATIONS | |
| Max. Torque | 750 ft-lb / 1016 Nm |
| Free Speed | 6500 RPM |
| Air Pressure | 90 PSI / 6.2 BAR |
| Air Consumption | 7 CFM |
| Air Inlet | 1/4" PT |
| Min. Air Hose | 3/8" I.D. |
| Overall Length | 9-7/32" / 234 mm |
| Net Weight | 9.83 lbs / 4.46 kgs |

3/4" DR.

Long Anvil Super Duty Air Impact Wrench
• Impact Mechanism : New Twin Hammer
• Handle Exhaust with Muffler



| ITEM NO. | KAAB2475 |
|-----------------|----------------------|
| SPECIFICATIONS | |
| Max. Torque | 750 ft-lb / 1016 Nm |
| Free Speed | 6500 RPM |
| Air Pressure | 90 PSI / 6.2 BAR |
| Air Consumption | 7 CFM |
| Air Inlet | 1/4" PT |
| Min. Air Hose | 3/8" I.D. |
| Overall Length | 13-1/2" / 343 mm |
| Net Weight | 10.81 lbs / 4.90 kgs |

1" DR.

Super Duty Air Impact Wrench
• Impact Mechanism : New Twin Hammer
• Side Exhaust with Muffler
• Inside Trigger



| ITEM NO. | KAAA321808 |
|-----------------|-----------------------|
| SPECIFICATIONS | |
| Max. Torque | 1800 ft-lb / 2440 Nm |
| Free Speed | 4000 RPM |
| Air Pressure | 90 PSI / 6.2 BAR |
| Air Consumption | 9 CFM |
| Air Inlet | 1/2" PT |
| Min. Air Hose | 3/4" I.D. |
| Overall Length | 14-15/16" / 380 mm |
| Net Weight | 24.71 lbs / 11.21 kgs |

1" DR.

Long Anvil Super Duty Air Impact Wrench
• Impact Mechanism : New Twin Hammer
• Side Exhaust with Muffler
• Inside Trigger



| ITEM NO. | KAAB321808 |
|-----------------|-----------------------|
| SPECIFICATIONS | |
| Max. Torque | 1800 ft-lb / 2440 Nm |
| Free Speed | 4000 RPM |
| Air Pressure | 90 PSI / 6.2 BAR |
| Air Consumption | 9 CFM |
| Air Inlet | 1/2" PT |
| Min. Air Hose | 3/4" I.D. |
| Overall Length | 20-1/16" / 510 mm |
| Net Weight | 27.18 lbs / 12.33 kgs |

1" DR.

Super Duty Air Impact Wrench
• Impact Mechanism : New Twin Hammer
• Side Exhaust with Muffler
• Outside Trigger



| ITEM NO. | KAAA321809 |
|-----------------|-----------------------|
| SPECIFICATIONS | |
| Max. Torque | 1800 ft-lb / 2440 Nm |
| Free Speed | 4000 RPM |
| Air Pressure | 90 PSI / 6.2 BAR |
| Air Consumption | 9 CFM |
| Air Inlet | 1/2" PT |
| Min. Air Hose | 3/4" I.D. |
| Overall Length | 15-11/32" / 390 mm |
| Net Weight | 24.89 lbs / 11.29 kgs |

1" DR.

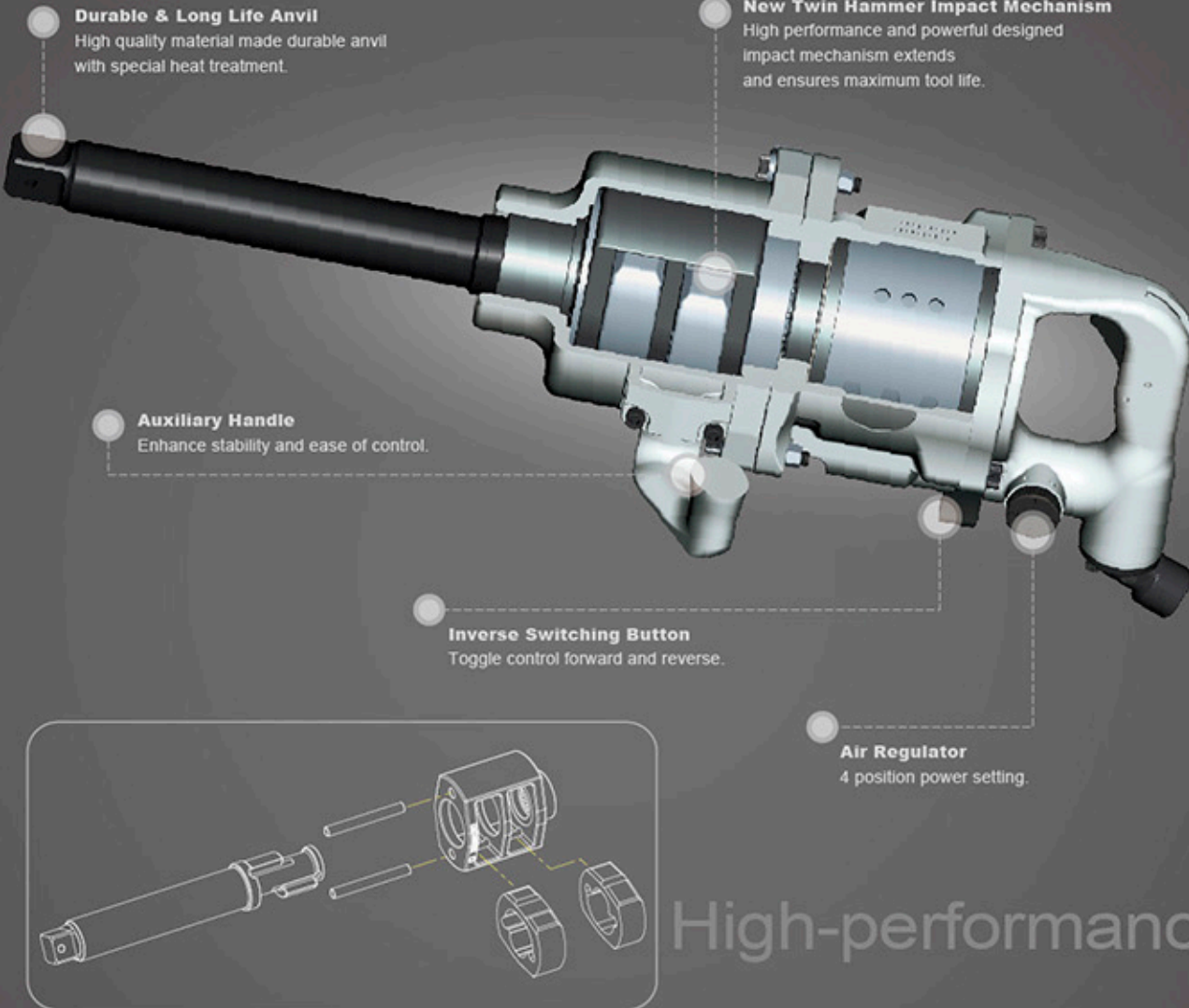
Long Anvil Super Duty Air Impact Wrench
• Impact Mechanism : New Twin Hammer
• Side Exhaust with Muffler
• Outside Trigger



| ITEM NO. | KAAB321809 |
|-----------------|-----------------------|
| SPECIFICATIONS | |
| Max. Torque | 1800 ft-lb / 2440 Nm |
| Free Speed | 4000 RPM |
| Air Pressure | 90 PSI / 6.2 BAR |
| Air Consumption | 9 CFM |
| Air Inlet | 1/2" PT |
| Min. Air Hose | 3/4" I.D. |
| Overall Length | 20-1/4" / 515 mm |
| Net Weight | 27.27 lbs / 12.37 kgs |

Long Anvil Super Duty Air Impact Wrench

- Impact Mechanism : New Twin Hammer
- Side Exhaust with Muffler
- Inside Trigger



High-performance

KAAB3225



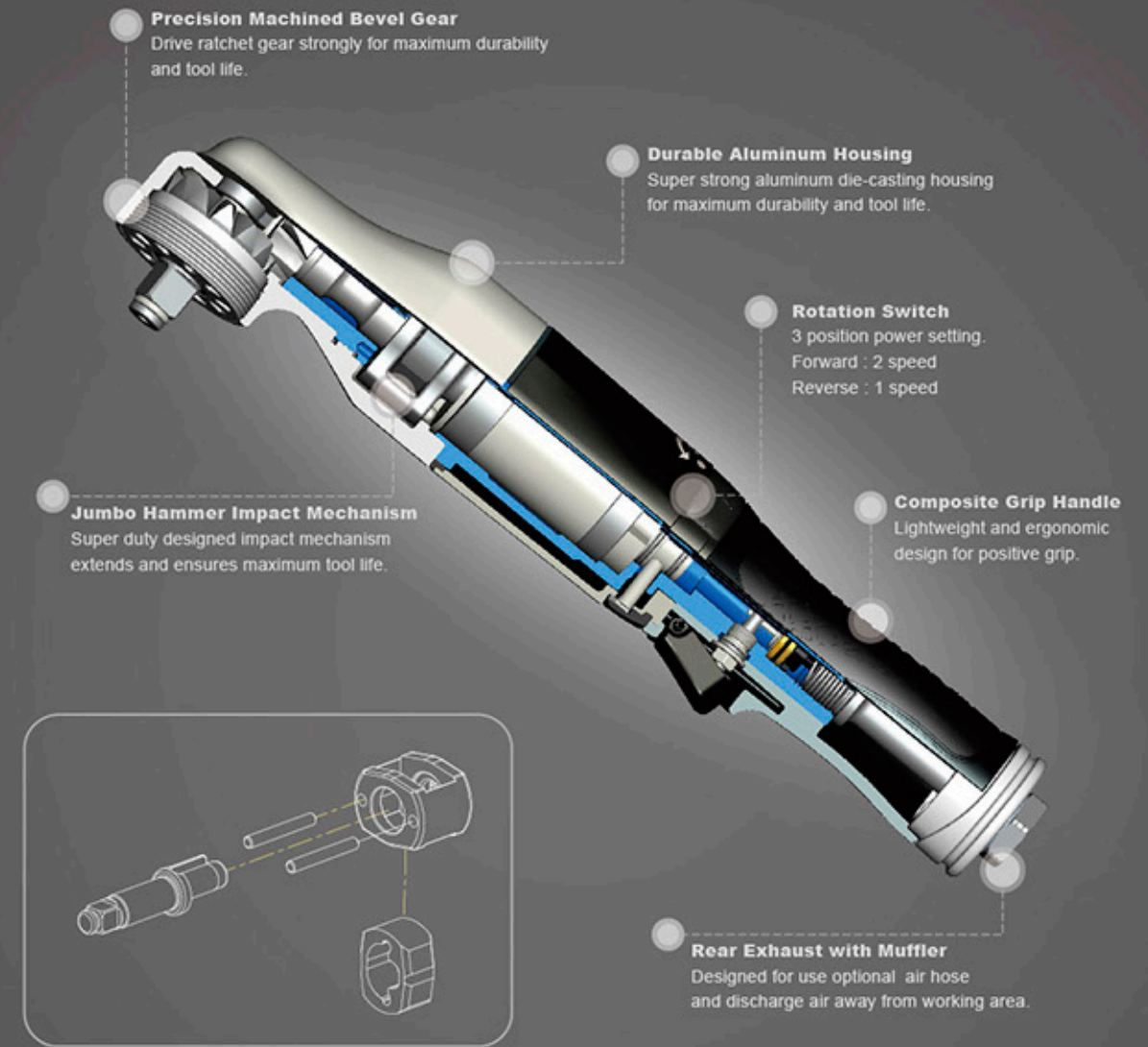
1" DR.

| ITEM NO. | KAAB3225 | 1 |
|-----------------------|----------------------|---|
| SPECIFICATIONS | | |
| Max. Torque | 2500 ft-lb / 3390 Nm | |
| Free Speed | 3000 RPM | |
| Air Pressure | 90 PSI / 6.2 BAR | |
| Air Consumption | 14.5 CFM | |
| Air Inlet | 1/2" PT | |
| Min. Air Hose | 3/4" I.D. | |
| Overall Length | 25" / 634 mm | |
| Net Weight | 37.04 lbs / 16.8 kgs | |

Super Duty Air Angle Impact Wrench

- Impact Mechanism : Jumbo Hammer
- Rear Exhaust with Muffler

High-performance



KAAH1620



1/2" DR.

| ITEM NO. | KAAH1620 | 10 |
|-----------------------|--------------------|----|
| SPECIFICATIONS | | |
| Max. Torque | 180 ft-lb / 244 Nm | |
| Free Speed | 7000 RPM | |
| Air Pressure | 90 PSI / 6.2 BAR | |
| Air Consumption | 5.0 CFM | |
| Air Inlet | 1/4" PT | |
| Min. Air Hose | 3/8" I.D. | |
| Overall Length | 13-2/5" / 341 mm | |
| Net Weight | 3.97 lbs / 1.8 Kgs | |

Impact Sockets, Bit Sockets, Accessories & Air Wrench

20PCS

1/2" DR. Air Impact Wrench Set

- Heavy duty 1/2 S.Q. twin hammer mechanism air impact wrench, front exhaust (Adjustable power regulator, 5-position forward and reverse power setting)
- Include one mini oiler to keep impact wrench lubricated

1/2"



Storage room for bolts, nuts and small spare parts

| ITEM NO. | GDAI2001E | 3 (SET) |
|-----------------|-------------------------------|--|
| CONTENTS | | |
| 1 | KAAA1650B | 1/2" Dr. Standard Anvil Super Duty Impact Wrench (500 ft-lb / 678Nm) |
| 12 | KABA1610-1627 | 1/2" Dr. 6PT Flank Impact Sockets 10, 11, 12, 13, 14, 16, 17, 19, 21, 22, 24, 27 mm |
| 3 | KABE1617-1621 | 1/2" Dr. 6PT Flank Deep Impact Sockets 17, 19, 21 mm |
| 1 | KACE1605 | 1/2" Dr. Impact Extension Bar - 5" (L) |
| 1 | KALB1501 | Oil Pot - 15 c.c |
| 1 | KALA0815 | 1/4" Mini Oiler |
| 1 | KALC081E (Item No. GDAI2001E) | 1/4" Air Nipple (European Type) |
| 1 | KALC082J (Item No. GDAI2001J) | 1/4" Air Nipple (Japanese Type) |

BLOW CASE: W478 x D234 x H100 (mm)

27PCS

1/2" DR. Air Impact Wrench Set

- Standard Anvil

1/2"



| ITEM NO. | GDAI2701 | 3 (SET) |
|-----------------|---------------|--|
| CONTENTS | | |
| 1 | KAAA1640 | 1/2" Dr. Standard Anvil Super Duty Impact Wrench (600ft-lb / 813Nm) |
| 12 | KABA1610-1624 | 1/2" Dr. 6PT Flank Impact Sockets 10, 11, 12, 13, 14, 17, 18, 19, 20, 21, 22, 24 mm |
| 3 | KABD1617-1621 | 1/2" Dr. 6PT Flank Thin Wall Deep Impact Sockets With Plastic Sleeves 17, 19, 21 mm |
| 1 | KACE1605 | 1/2" Dr. Impact Extension Bar - 5" (L) |
| 1 | KACU1606 | 1/2" Dr. Impact Universal Joint |
| 4 | KALO1614-1632 | O-Ring 8-14 mm x 2pcs, 15-32 mm x 2pcs |
| 4 | KALP1614-1632 | Pin 8-14 mm x 2pcs, 15-32 mm x 2pcs |
| 1 | KALB1501 | Oil Pot 15 c.c |

BLOW CASE: W478 x D234 x H100 (mm)

27PCS

1/2" DR. Air Impact Wrench Set

- Standard Anvil

1/2"



| ITEM NO. | GDAI2703 | 3 (SET) |
|-----------------|---------------|--|
| CONTENTS | | |
| 1 | KAAA1660 | 1/2" Dr. Standard Anvil Super Duty Impact Wrench (700ft-lb / 949Nm) |
| 12 | KABA1610-1624 | 1/2" Dr. 6PT Flank Impact Sockets 10, 11, 12, 13, 14, 17, 18, 19, 20, 21, 22, 24 mm |
| 3 | KABD1617-1621 | 1/2" Dr. 6PT Flank Thin Wall Deep Impact Sockets With Plastic Sleeves 17, 19, 21 mm |
| 1 | KACE1605 | 1/2" Dr. Impact Extension Bar - 5" (L) |
| 1 | KACU1606 | 1/2" Dr. Impact Universal Joint |
| 4 | KALO1614-1632 | O-Ring 8-14 mm x 2pcs, 15-32 mm x 2pcs |
| 4 | KALP1614-1632 | Pin 8-14 mm x 2pcs, 15-32 mm x 2pcs |
| 1 | KALB1501 | Oil Pot 15 c.c |

BLOW CASE: W478 x D234 x H100 (mm)

27PCS

1/2" DR. Air Impact Wrench Set

- Long Anvil

1/2"



| ITEM NO. | GDAI2702 | 3 (SET) |
|-----------------|---------------|--|
| CONTENTS | | |
| 1 | KAAB1640 | 1/2" Dr. Long Anvil Super Duty Impact Wrench (400ft-lb / 542Nm) |
| 12 | KABA1610-1624 | 1/2" Dr. 6PT Flank Impact Sockets 10, 11, 12, 13, 14, 17, 18, 19, 20, 21, 22, 24 mm |
| 3 | KABD1617-1621 | 1/2" Dr. 6PT Flank Thin Wall Deep Impact Sockets With Plastic Sleeves 17, 19, 21 mm |
| 1 | KACE1605 | 1/2" Dr. Impact Extension Bar - 5" (L) |
| 1 | KACU1606 | 1/2" Dr. Impact Universal Joint |
| 4 | KALO1614-1632 | O-Ring 8-14 mm x 2pcs, 15-32 mm x 2pcs |
| 4 | KALP1614-1632 | Pin 8-14 mm x 2pcs, 15-32 mm x 2pcs |
| 1 | KALB1501 | Oil Pot 15 c.c |

BLOW CASE: W478 x D234 x H100 (mm)

27PCS

1/2" DR. Air Impact Wrench Set

- Long Anvil

1/2"



| ITEM NO. | GDAI2704 | 3 (SET) |
|-----------------|---------------|--|
| CONTENTS | | |
| 1 | KAAB1660 | 1/2" Dr. Long Anvil Super Duty Impact Wrench (600ft-lb / 813Nm) |
| 12 | KABA1610-1624 | 1/2" Dr. 6PT Flank Impact Sockets 10, 11, 12, 13, 14, 17, 18, 19, 20, 21, 22, 24 mm |
| 3 | KABD1617-1621 | 1/2" Dr. 6PT Flank Thin Wall Deep Impact Sockets With Plastic Sleeves 17, 19, 21 mm |
| 1 | KACE1605 | 1/2" Dr. Impact Extension Bar - 5" (L) |
| 1 | KACU1606 | 1/2" Dr. Impact Universal Joint |
| 4 | KALO1614-1632 | O-Ring 8-14 mm x 2pcs, 15-32 mm x 2pcs |
| 4 | KALP1614-1632 | Pin 8-14 mm x 2pcs, 15-32 mm x 2pcs |
| 1 | KALB1501 | Oil Pot 15 c.c |

BLOW CASE: W478 x D234 x H100 (mm)



TOPTUL
AIR RATCHET WRENCH SERIES

Impact Sockets, Bit Sockets, Accessories & Air Wrench

**TOPTUL SUPER DUTY AIR IMPACT WRENCH SERIES
(One-Hand Reversing Switch)
HIGH-PERFORMANCE & LIGHTWEIGHT COMPOSITE HANDLE**



TOPTUL
AIR IMPACT WRENCH SERIES



TOPTUL®
Super Duty Air Impact Wrench

High-performance

- Impact Mechanism : New Twin Hammer
- Handle Exhaust with Muffler
- One-Hand Reversing Switch



KAAJ1680



1/2" DR.

Powerful, Lightweight & Simple Operation

| ITEM NO. | KAAJ1680 | 8 |
|-----------------------|---------------------|---|
| SPECIFICATIONS | | |
| Max. Torque | 800 ft-lb / 1085 Nm | |
| Free Speed | 8000 RPM | |
| Air Pressure | 90 PSI / 6.2 BAR | |
| Air Consumption | 6.7 CFM | |
| Air Inlet | 1/4" PT | |
| Min. Air Hose | 3/8" I.D. | |
| Overall Length | 7-3/4" / 197 mm | |
| Net Weight | 5.07 lbs / 2.3 kgs | |

Impact Sockets, Bit Sockets, Accessories & Air Wrench

3/8" DR. -NEW

- Super Duty Air Impact Wrench
- Impact Mechanism : Twin Hammer
 - Handle Exhaust with Muffler
 - One-Hand Reversing Switch



• Powerful, Lightweight & Simple Operation

| ITEM NO. | KA AJ1240 | ⊞ 12 |
|-----------------------|---------------------|------|
| SPECIFICATIONS | | |
| Max. Torque | 400 ft-lb / 542 Nm | |
| Free Speed | 13500 RPM | |
| Air Pressure | 90 PSI / 6.2 BAR | |
| Air Consumption | 5.9 CFM | |
| Air Inlet | 1/4" PT | |
| Min. Air Hose | 3/8" I.D. | |
| Overall Length | 6" / 152 mm | |
| Net Weight | 2.69 lbs / 1.22 kgs | |

1/2" DR. -NEW

- Super Duty Air Impact Wrench
- Impact Mechanism : Twin Hammer
 - Handle Exhaust with Muffler
 - One-Hand Reversing Switch



• Powerful, Lightweight & Simple Operation

| ITEM NO. | KA AJ1643 | ⊞ 12 |
|-----------------------|---------------------|------|
| SPECIFICATIONS | | |
| Max. Torque | 430 ft-lb / 583 Nm | |
| Free Speed | 13500 RPM | |
| Air Pressure | 90 PSI / 6.2 BAR | |
| Air Consumption | 5.9 CFM | |
| Air Inlet | 1/4" PT | |
| Min. Air Hose | 3/8" I.D. | |
| Overall Length | 6" / 152 mm | |
| Net Weight | 2.73 lbs / 1.24 kgs | |

3/4" DR. -NEW

- Super Duty Air Impact Wrench
- Impact Mechanism : New Twin Hammer
 - Handle Exhaust with Muffler
 - One-Hand Reversing Switch



• Powerful, Lightweight & Simple Operation

| ITEM NO. | KA AJ2480 | ⊞ 8 |
|-----------------------|---------------------|-----|
| SPECIFICATIONS | | |
| Max. Torque | 800 ft-lb / 1085 Nm | |
| Free Speed | 8000 RPM | |
| Air Pressure | 90 PSI / 6.2 BAR | |
| Air Consumption | 6.7 CFM | |
| Air Inlet | 1/4" PT | |
| Min. Air Hose | 3/8" I.D. | |
| Overall Length | 8-5/16" / 211 mm | |
| Net Weight | 5.20 lbs / 2.36 kgs | |

3/4" DR. -NEW

- Super Duty Air Impact Wrench
- Impact Mechanism : New Twin Hammer
 - Handle Exhaust with Muffler
 - One-Hand Reversing Switch



• Powerful, Lightweight & Simple Operation

| ITEM NO. | KA AJ2413 | ⊞ 4 |
|-----------------------|----------------------|-----|
| SPECIFICATIONS | | |
| Max. Torque | 1300 ft-lb / 1763 Nm | |
| Free Speed | 6000 RPM | |
| Air Pressure | 90 PSI / 6.2 BAR | |
| Air Consumption | 7.3 CFM | |
| Air Inlet | 3/8" PT | |
| Min. Air Hose | 1/2" I.D. | |
| Overall Length | 8-23/32" / 222 mm | |
| Net Weight | 8.2 lbs / 3.72 kgs | |

1" DR. -NEW

- Super Duty Air Impact Wrench
- Impact Mechanism : New Twin Hammer
 - Handle Exhaust with Muffler
 - One-Hand Reversing Switch



• Powerful, Lightweight & Simple Operation

| ITEM NO. | KA AJ3214 | ⊞ 4 |
|-----------------------|----------------------|-----|
| SPECIFICATIONS | | |
| Max. Torque | 1400 ft-lb / 1898 Nm | |
| Free Speed | 6000 RPM | |
| Air Pressure | 90 PSI / 6.2 BAR | |
| Air Consumption | 7.3 CFM | |
| Air Inlet | 3/8" PT | |
| Min. Air Hose | 1/2" I.D. | |
| Overall Length | 8-15/16" / 227 mm | |
| Net Weight | 8.42 lbs / 3.82 kgs | |



Super Duty Air Impact Wrench (Limit Forward Working Torque)

- Impact Mechanism : Twin Hammer
- Handle Exhaust with Muffler
- Ideal for automotive tire service
- Limited Torque : 90Nm / Max. Reverse Torque : 814Nm



TIGHTENING TORQUE LIMITED 90 NM

Ideal for Automotive tire service

KAAM1606



66 FT-LBS

1/2" DR.

• Limit Forward Working Torque -NEW

| ITEM NO. | KA AM1606 | ⊞ 8 |
|-----------------------|---------------------|-----|
| SPECIFICATIONS | | |
| Max. For. Torque | 66 ft-lb / 90 Nm | |
| Free For. Speed | 2000 RPM | |
| Max. Rev. Torque | 600 ft-lb / 814 Nm | |
| Free Rev. Speed | 8000 RPM | |
| Air Pressure | 90 PSI / 6.2 BAR | |
| Air Consumption | 4.4 CFM | |
| Air Inlet | 1/4" PT | |
| Min. Air Hose | 3/8" I.D. | |
| Overall Length | 7-19/32" / 193 mm | |
| Net Weight | 4.73 lbs / 2.15 kgs | |

TOPTUL SUPER DUTY AIR IMPACT WRENCH SERIES

HIGH-PERFORMANCE & LIGHTWEIGHT COMPOSITE HANDLE



TOPTUL
AIR IMPACT WRENCH SERIES



Super Duty Air Impact Wrench

- Impact Mechanism : Jumbo Hammer
- Handle Exhaust with Muffler

High-performance



KAAC1645



450
FT-LBS

1/2" DR.

• Powerful, Lightweight & Short Barrel Model

| ITEM NO. | KAAC1645 | 12 |
|-----------------------|---------------------|----|
| SPECIFICATIONS | | |
| Max. Torque | 450 ft-lb / 610 Nm | |
| Free Speed | 9600 RPM | |
| Air Pressure | 90 PSI / 6.2 BAR | |
| Air Consumption | 4.9 CFM | |
| Air Inlet | 1/4" PT | |
| Min. Air Hose | 3/8" I.D. | |
| Overall Length | 5-45/64" / 145 mm | |
| Net Weight | 3.48 lbs / 1.58 kgs | |

Impact Sockets, Bit Sockets, Accessories & Air Wrench

3/8" DR.

Super Duty Air Impact Wrench
 • Impact Mechanism : Twin Hammer
 • Handle Exhaust with Muffler



| | | |
|-----------------|---------------------|----|
| ITEM NO. | KAAC1228 | 12 |
| SPECIFICATIONS | | |
| Max. Torque | 280 ft-lb / 379 Nm | |
| Free Speed | 10000 RPM | |
| Air Pressure | 90 PSI / 6.2 BAR | |
| Air Consumption | 4 CFM | |
| Air Inlet | 1/4" PT | |
| Min. Air Hose | 3/8" I.D. | |
| Overall Length | 5-63/64" / 152 mm | |
| Net Weight | 2.87 lbs / 1.30 kgs | |

1/2" DR.

Super Duty Air Impact Wrench
 • Impact Mechanism : Twin Hammer
 • Handle Exhaust with Muffler



| | | |
|-----------------|---------------------|----|
| ITEM NO. | KAAC1628 | 12 |
| SPECIFICATIONS | | |
| Max. Torque | 280 ft-lb / 379 Nm | |
| Free Speed | 10000 RPM | |
| Air Pressure | 90 PSI / 6.2 BAR | |
| Air Consumption | 4 CFM | |
| Air Inlet | 1/4" PT | |
| Min. Air Hose | 3/8" I.D. | |
| Overall Length | 5-63/64" / 152 mm | |
| Net Weight | 2.89 lbs / 1.31 kgs | |

1/2" DR.

Super Duty Air Impact Wrench
 • Impact Mechanism : Twin Hammer
 • Handle Exhaust with Muffler



| | | |
|-----------------|---------------------|---|
| ITEM NO. | KAAC1660 | 8 |
| SPECIFICATIONS | | |
| Max. Torque | 600 ft-lb / 813 Nm | |
| Free Speed | 8000 RPM | |
| Air Pressure | 90 PSI / 6.2 BAR | |
| Air Consumption | 4.4 CFM | |
| Air Inlet | 1/4" PT | |
| Min. Air Hose | 3/8" I.D. | |
| Overall Length | 7-5/8" / 193 mm | |
| Net Weight | 4.69 lbs / 2.13 kgs | |

1" DR.

Super Duty Air Impact Wrench
 • Impact Mechanism : New Twin Hammer
 • Handle Exhaust with Muffler



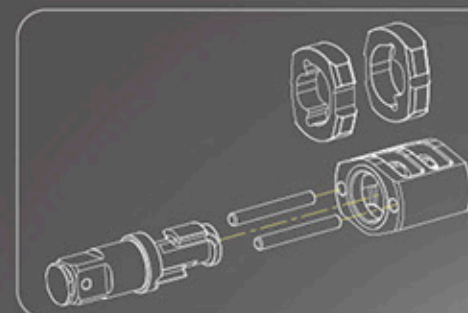
| | | |
|-----------------|----------------------|---|
| ITEM NO. | KAAC3214 | 4 |
| SPECIFICATIONS | | |
| Max. Torque | 1400 ft-lb / 1898 Nm | |
| Free Speed | 6500 RPM | |
| Air Pressure | 90 PSI / 6.2 BAR | |
| Air Consumption | 6.7 CFM | |
| Air Inlet | 3/8" PT | |
| Min. Air Hose | 1/2" I.D. | |
| Overall Length | 9-3/64" / 230 mm | |
| Net Weight | 8.94 lbs / 4.06 kgs | |



Super Duty Air Impact Wrench

- Impact Mechanism : New Twin Hammer
- Handle Exhaust with Muffler

High-performance

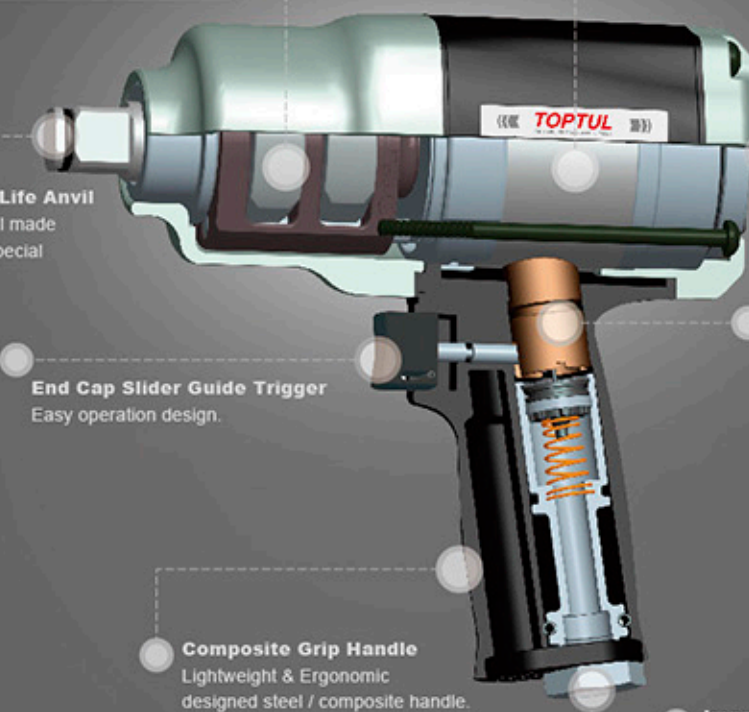


New Twin Hammer Impact Mechanism

High performance and powerful designed impact mechanism extends and ensures maximum tool life.

Innovative Three-Way Air Inlet Function

Specially designed air circulation system increases the efficiency and power delivery of tools by over 10%.



Durable & Long Life Anvil

High quality material made durable anvil with special heat treatment.

Air Regulator

4 position power setting.
 Forward: 3 speed
 Reverse: 1 speed

Improved Throttle Valve Seat

Easier maintenance design with less wear and prolong the life of the tool.

End Cap Slider Guide Trigger

Easy operation design.

Composite Grip Handle

Lightweight & Ergonomic designed steel / composite handle.

Improved Air Inlet

Effectively reduces the damage of thread.

KAAC2412

3/4" DR.



| | | |
|-----------------|----------------------|---|
| ITEM NO. | KAAC2412 | 4 |
| SPECIFICATIONS | | |
| Max. Torque | 1200 ft-lb / 1626 Nm | |
| Free Speed | 6500 RPM | |
| Air Pressure | 90 PSI / 6.2 BAR | |
| Air Consumption | 6.7 CFM | |
| Air Inlet | 3/8" PT | |
| Min. Air Hose | 1/2" I.D. | |
| Overall Length | 8-55/64" / 225 mm | |
| Net Weight | 8.59 lbs / 3.90 kgs | |

Impact Sockets, Bit Sockets, Accessories & Air Wrench



3/4" DR.

- Super Duty Air Impact Wrench
- Impact Mechanism : Twin Hammer
 - Side Exhaust with Muffler
 - Inside Trigger



Features an adjustable 3-position forward and reverse power setting. Auxiliary side handle for ease of control. Rubber comfort grips on side & back handle.

Powerful & Lightweight Model

| | | |
|-----------------|----------------------|---|
| ITEM NO. | KAAC2416 | 2 |
| SPECIFICATIONS | | |
| Max. Torque | 1600 ft-lb / 2170 Nm | |
| Free Speed | 5500 RPM | |
| Air Pressure | 90 PSI / 6.2 BAR | |
| Air Consumption | 8.5 CFM | |
| Air Inlet | 1/2" PT | |
| Min. Air Hose | 3/4" I.D. | |
| Overall Length | 12-19/32" / 320 mm | |
| Net Weight | 12.54 lbs / 5.69 kgs | |

1" DR.

- Super Duty Air Impact Wrench
- Impact Mechanism : Twin Hammer
 - Handle Exhaust with Muffler



Features an adjustable 3-position forward and one full power reverse setting. Auxiliary rubber comfort grip side handle for ease of control.

Powerful & Lightweight Model

| | | |
|-----------------|----------------------|---|
| ITEM NO. | KAAC3218 | 2 |
| SPECIFICATIONS | | |
| Max. Torque | 1800 ft-lb / 2441 Nm | |
| Free Speed | 5000 RPM | |
| Air Pressure | 90 PSI / 6.2 BAR | |
| Air Consumption | 9.0 CFM | |
| Air Inlet | 1/2" PT | |
| Min. Air Hose | 3/4" I.D. | |
| Overall Length | 10-13/16" / 275 mm | |
| Net Weight | 15.92 lbs / 7.22 kgs | |

TOPTUL
Super Duty Air Impact Wrench

1" DR.

- Long Anvil Super Duty Air Impact Wrench
- Impact Mechanism : Twin Hammer
 - Side Exhaust with Muffler
 - Inside Trigger



Features an adjustable 3-position forward and reverse power setting. Auxiliary side handle for ease of control. Rubber comfort grips on side & back handle.

Powerful & Lightweight Model

| | | |
|-----------------|----------------------|---|
| ITEM NO. | KAAD3216 | 2 |
| SPECIFICATIONS | | |
| Max. Torque | 1600 ft-lb / 2170 Nm | |
| Free Speed | 5500 RPM | |
| Air Pressure | 90 PSI / 6.2 BAR | |
| Air Consumption | 8.5 CFM | |
| Air Inlet | 1/2" PT | |
| Min. Air Hose | 3/4" I.D. | |
| Overall Length | 17-17/32" / 445 mm | |
| Net Weight | 14.59 lbs / 6.62 kgs | |

1" DR.

- Long Anvil Super Duty Air Impact Wrench
- Impact Mechanism : Twin Hammer
 - Side Exhaust with Muffler
 - Inside Trigger



One of the lightest, most powerful super duty 1" square drive extended anvil impact wrenches. Ultimate torque of 2,000 ft. lbs. at 90 psi. Weighs only 18.34 lbs. Designed for extended use in heavy duty truck tire service works. Twin hammer mechanism promotes an even maximum force on lug nut or bolt. Features an adjustable 3-position forward and reverse power setting. Auxiliary side handle for ease of control. Rubber comfort grips on side & back handle.

Powerful & Lightweight Model

| | | |
|-----------------|----------------------|---|
| ITEM NO. | KAAD3220 | 2 |
| SPECIFICATIONS | | |
| Max. Torque | 2000 ft-lb / 2712 Nm | |
| Free Speed | 5000 RPM | |
| Air Pressure | 90 PSI / 6.2 BAR | |
| Air Consumption | 9 CFM | |
| Air Inlet | 1/2" PT | |
| Min. Air Hose | 3/4" I.D. | |
| Overall Length | 19-31/64" / 495 mm | |
| Net Weight | 18.34 lbs / 8.32 kgs | |

Air Straight Die Grinder

- Professional Grade Air Tools
- Powerful 0.6 HP straight-line die grinder for heavy duty applications
 - Includes two collet chucks: 6mm (Insert) & 1/4"
 - Adjustable power regulator for precise control
 - Safety lock lever to prevent accidental start-up
 - Rear exhaust with muffler directs air away from the workpiece
 - Suited for grinding, polishing, burnishing and deburring applications



Powerful & Lightweight Model

| | | |
|-----------------|-------------------|----|
| ITEM NO. | KAKA0822 | 25 |
| SPECIFICATIONS | | |
| Collet Chuck | 6mm / 1/4" | |
| Power | 0.6 HP / 0.45 KW | |
| Free Speed | 22000 RPM | |
| Air Pressure | 90 PSI / 6.2 BAR | |
| Air Consumption | 6 CFM | |
| Air Inlet | 1/4" PT | |
| Air Hose | 3/8" I.D. | |
| Overall length | 6-9/16" / 167 mm | |
| weight | 1.3 lbs / 0.6 kgs | |



TOPTUL
YOUR BEST WORKING PARTNERS



237 **Impact Sockets, Bit Sockets, Accessories & Air Wrench**

▣ **Heavy Duty Air Impact Hammer**



▣ **Heavy Duty Air Impact Hammer**



- Pressure die cast aluminum alloy body with hardened tool steel impact mechanism
- Close tolerance of internal parts provides high torque performance and low air consumption
- Medium-barrel hammer design with pistol grip handle
- Front exhaust

| ITEM NO. | KAHA3217 | 10 |
|----------------------------|------------------------|----|
| SPECIFICATIONS | | |
| Blow Per Minute | 3200 BPM | |
| Piston Stroke | 67mm (2-5/8") | |
| Chisel Shank Opening (Hex) | 10 mm | |
| Overall Length | 171 mm (6-3/4") | |
| Net Weight | 1.6 kg (3.5 lbs) | |
| Air Inlet | 1/4" PT | |
| Air Hose | 3/8" ID | |
| Air Pressure | 90 PSI / 6.2 BAR | |
| Average Air Consumption | 10 CFM (283 l/min) | |
| Sound Pressure Level | 99.8 DBA | |
| Sound Power Level | 110.6 DBA | |
| Vibration Level | 5.1 M/Sec ² | |

▣ **Flat Chisel**



| ITEM NO. | Hex(mm) | L(mm) | 10 | 120 |
|----------|---------|-------|----|-----|
| KAJA18A1 | 10 | 178 | 10 | 120 |

▣ **Spot Weld Breaker**



| ITEM NO. | Hex(mm) | L(mm) | 10 | 120 |
|----------|---------|-------|----|-----|
| KAJA18C1 | 10 | 178 | 10 | 120 |

▣ **Sheet Metal Trimmer**



| ITEM NO. | Hex(mm) | L(mm) | 10 | 120 |
|----------|---------|-------|----|-----|
| KAJA18B1 | 10 | 178 | 10 | 120 |

▣ **Panel Cutter**



| ITEM NO. | Hex(mm) | L(mm) | 10 | 120 |
|----------|---------|-------|----|-----|
| KAJA18D1 | 10 | 178 | 10 | 120 |

▣ **Taper Punch**



| ITEM NO. | Hex(mm) | L(mm) | 10 | 120 |
|----------|---------|-------|----|-----|
| KAJA18E1 | 10 | 178 | 10 | 120 |

Hexagon & Star Keys Series
Practical

allen and star key wrenches for screw fastening and unfastening works.

238

www.toptul.com

HEXAGON & STAR KEYS SERIES



HEXAGON & STAR KEYS